


# RRZZVV-65B-R6NV4



12-port sector antenna, 4x 694-960, 4x 1427-2690 and 4x 1695-2690 MHz, 65° HPBW, 6x RET

- SEED antenna providing high gain and improved efficiency
- Reduces the amount of aluminum used to minimize CO2 release
- Innovative aerodynamic shape optimized for reduced wind loading in every direction
- High radiation and pattern efficiency for improved coverage area, capacity or reduced power consumption for a given area
- Optional Mounting Kits with mechanical tilt capacity need to be ordered separately

## General Specifications

<b>Antenna Type</b>	Sector
<b>Band</b>	Multiband
<b>Grounding Type</b>	RF connector inner conductor and body grounded to reflector and mounting bracket
<b>Performance Note</b>	Outdoor usage
<b>RF Connector Interface</b>	4.3-10 Female
<b>RF Connector Location</b>	Bottom
<b>RF Connector Quantity, high band</b>	0
<b>RF Connector Quantity, mid band</b>	8
<b>RF Connector Quantity, low band</b>	4
<b>RF Connector Quantity, total</b>	12

## Remote Electrical Tilt (RET) Information

<b>RET Hardware</b>	CommRET v2
<b>RET Interface</b>	8-pin DIN Female   8-pin DIN Male
<b>RET Interface, quantity</b>	1 female   1 male
<b>Input Voltage</b>	10-30 Vdc
<b>Internal RET</b>	Low band (2)   Mid band (4)
<b>Power Consumption, active state, maximum</b>	10 W
<b>Power Consumption, idle state, maximum</b>	2 W
<b>Protocol</b>	3GPP/AISG 2.0 (Single RET)

## Dimensions

# RRZZVV-65B-R6NV4

<b>Width</b>	430 mm   16.929 in
<b>Depth</b>	197 mm   7.756 in
<b>Length</b>	2100 mm   82.677 in
<b>Net Weight, antenna only</b>	36.6 kg   80.689 lb

## Array Layout


Array	Freq (MHz)	Conns	RET (SRET)	AISG RET UID
R1	694-960	1-2	1	CPxxxxxxxxxxxxxxxxR1
R2	694-960	3-4	2	CPxxxxxxxxxxxxxxxxR2
Y1	1695-2690	5-6	3	CPxxxxxxxxxxxxxxxxY1
Y2	1427-2690	7-8	4	CPxxxxxxxxxxxxxxxxY2
Y3	1427-2690	9-10	5	CPxxxxxxxxxxxxxxxxY3
Y4	1695-2690	11-12	6	CPxxxxxxxxxxxxxxxxY4

Left                      Right  
Bottom


(Sizes of colored boxes are not true depictions of array sizes)

## Port Configuration

# RRZZVV-65B-R6NV4



## Logo Image



## Electrical Specifications

# RRZZVV-65B-R6NV4

<b>Impedance</b>	50 ohm
<b>Operating Frequency Band</b>	1427 – 2690 MHz   1695 – 2690 MHz   694 – 960 MHz
<b>Polarization</b>	±45°
<b>Total Input Power, maximum</b>	900 W @ 50 °C
<b>BASTA Version, electrical</b>	BASTA v12

## Electrical Specifications

	<b>R1,R2</b>	<b>R1,R2</b>	<b>R1,R2</b>	<b>Y2,Y3</b>	<b>Y2,Y3</b>	<b>Y2,Y3</b>	<b>Y2,Y3</b>	<b>Y2,Y3</b>
<b>Frequency Band, MHz</b>	<b>698–806</b>	<b>790–894</b>	<b>890–960</b>	<b>1427–1518</b>	<b>1695–1995</b>	<b>1920–2300</b>	<b>2300–2500</b>	<b>2490–2690</b>
<b>RF Port</b>	1,2,3,4	1,2,3,4	1,2,3,4	7,8,9,10	7,8,9,10	7,8,9,10	7,8,9,10	7,8,9,10
<b>Gain at Mid Tilt, dBi</b>	14.4	15.2	15.4	15.6	17.4	18.3	19.4	19.5
<b>Beamwidth, Horizontal, degrees</b>	64	60	57	75	65	63	61	58
<b>Beamwidth, Vertical, degrees</b>	10.4	9.3	8.5	7.2	5.8	5.2	4.3	4.1
<b>Beam Tilt, degrees</b>	2–12	2–12	2–12	2–12	2–12	2–12	2–12	2–12
<b>USLS (First Lobe), dB</b>	15	16	17	18	15	17	14	16
<b>Front-to-Back Ratio at 180°, dB</b>	25	30	30	33	33	33	33	32
<b>Front-to-Back Total Power at 180° ± 30°, dB</b>	20	21	22	23	24	24	28	27
<b>Isolation, Cross Polarization, dB</b>	25	25	25	26	26	26	26	26
<b>Isolation, Inter-band, dB</b>	25	25	25	26	26	26	26	26
<b>VSWR   Return loss, dB</b>	1.5 14.0	1.5 14.0	1.5 14.0	1.5 14.0	1.5 14.0	1.5 14.0	1.5 14.0	1.5 14.0
<b>PIM, 3rd Order, 2 x 20 W, dBc</b>	-153	-153	-153	-153	-153	-153	-153	-153
<b>Input Power per Port at 50°C, maximum, watts</b>	300	300	300	250	250	250	200	200

## Electrical Specifications

	<b>Y1,Y4</b>	<b>Y1,Y4</b>	<b>Y1,Y4</b>	<b>Y1,Y4</b>
<b>Frequency Band, MHz</b>	<b>1695–1995</b>	<b>1920–2300</b>	<b>2300–2500</b>	<b>2490–2690</b>
<b>RF Port</b>	5,6,11,12	5,6,11,12	5,6,11,12	5,6,11,12
<b>Gain at Mid Tilt, dBi</b>	17.2	18.3	18.7	19
<b>Beamwidth, Horizontal, degrees</b>	67	63	64	62
<b>Beamwidth, Vertical, degrees</b>	6.1	5.3	4.6	4.2
<b>Beam Tilt, degrees</b>	2–12	2–12	2–12	2–12

# RRZZVV-65B-R6NV4

<b>USLS (First Lobe), dB</b>	20	20	17	18
<b>Front-to-Back Ratio at 180°, dB</b>	33	28	31	32
<b>Front-to-Back Total Power at 180° ± 30°, dB</b>	26	26	27	27
<b>Isolation, Cross Polarization, dB</b>	27	27	27	27
<b>Isolation, Inter-band, dB</b>	26	26	26	26
<b>VSWR   Return loss, dB</b>	1.5 14.0	1.5 14.0	1.5 14.0	1.5 14.0
<b>PIM, 3rd Order, 2 x 20 W, dBc</b>	-153	-153	-153	-153
<b>Input Power per Port at 50°C, maximum, watts</b>	250	250	200	200

## Mechanical Specifications

<b>BASTA Version, mechanical</b>	BASTA v11
<b>Wind Loading @ Velocity, frontal</b>	495.0 N @ 150 km/h (111.3 lbf @ 150 km/h)
<b>Wind Loading @ Velocity, lateral</b>	253.0 N @ 150 km/h (56.9 lbf @ 150 km/h)
<b>Wind Loading @ Velocity, maximum</b>	745.0 N @ 150 km/h (167.5 lbf @ 150 km/h)
<b>Wind Loading @ Velocity, rear</b>	316.0 N @ 150 km/h (71.0 lbf @ 150 km/h)
<b>Wind Speed, maximum</b>	241 km/h (150 mph)

## Packaging and Weights

<b>Width, packed</b>	530 mm   20.866 in
<b>Depth, packed</b>	349 mm   13.74 in
<b>Length, packed</b>	2272 mm   89.449 in
<b>Weight, gross</b>	46.6 kg   102.735 lb

## Regulatory Compliance/Certifications

<b>Agency</b>	<b>Classification</b>
CHINA-ROHS	Below maximum concentration value
ISO 9001:2015	Designed, manufactured and/or distributed under this quality management system
REACH-SVHC	Compliant as per SVHC revision on <a href="http://www.commscope.com/ProductCompliance">www.commscope.com/ProductCompliance</a>
ROHS	Compliant
UK-ROHS	Compliant



# RRZZVV-65B-R6NV4

---


## Included Products

- BSAMNT-2F – Mounting bracket for cylindrical pipe installations (60-115mm pipe diameter) for fix mechanical tilt applications.

## \* Footnotes

**Performance Note** Severe environmental conditions may degrade optimum performance

# BSAMNT-2F



Mounting bracket for cylindrical pipe installations (60-115mm pipe diameter) for fix mechanical tilt applications.

## Product Classification

**Product Type** Fixed tilt mounting kit

## General Specifications

**Application** Outdoor

**Color** Silver

## Dimensions

**Compatible Diameter, maximum** 115 mm | 4.528 in

**Compatible Diameter, minimum** 60 mm | 2.362 in

**Weight, net** 3.8 kg | 8.378 lb

## Material Specifications

**Material Type** Galvanized steel

## Packaging and Weights

**Included** Brackets | Hardware

**Packaging quantity** 1

**Weight, gross** 4 kg | 8.818 lb

## Regulatory Compliance/Certifications

Agency	Classification
CE	Compliant with the relevant CE product directives
CHINA-ROHS	Below maximum concentration value
ISO 9001:2015	Designed, manufactured and/or distributed under this quality management system
REACH-SVHC	Compliant as per SVHC revision on <a href="http://www.andrew.com/ProductCompliance">www.andrew.com/ProductCompliance</a>
ROHS	Compliant
UK-ROHS	Compliant

# BSAMNT-2F

---

