


# NHH-65B-HG-R2B



6-port Next Generation High Performance sector antenna, 2x 698–896 and 4x 1695–2200 MHz, 65° HPBW, 2x RET

- Designed to reduce SUB 1 alarm triggers with pattern consistency between low band and mid band
- Enhanced interference mitigation for improved SINR and throughput
- Interleaved dipole technology results into an attractive, low wind load mechanical package
- Antenna optimized for higher gain with improved radiation efficiency
- Internal SBTs allow remote RET control from the radio over the RF jumper cable
- Powered by ANDREW's next generation high-efficiency SEED™ technology

## General Specifications

<b>Antenna Type</b>	Sector
<b>Band</b>	Multiband
<b>Color</b>	Light Gray (RAL 7035)
<b>Grounding Type</b>	RF connector body grounded to reflector and mounting bracket
<b>Performance Note</b>	Outdoor usage
<b>Radome Material</b>	Fiberglass, UV resistant
<b>Radiator Material</b>	Copper   Low loss circuit board
<b>Reflector Material</b>	Aluminum
<b>RF Connector Interface</b>	4.3-10 Female
<b>RF Connector Location</b>	Bottom
<b>RF Connector Quantity, high band</b>	0
<b>RF Connector Quantity, mid band</b>	4
<b>RF Connector Quantity, low band</b>	2
<b>RF Connector Quantity, total</b>	6

## Remote Electrical Tilt (RET) Information

<b>RET Hardware</b>	CommRET v2
<b>RET Interface</b>	8-pin DIN Female   8-pin DIN Male
<b>RET Interface, quantity</b>	2 female   2 male
<b>Input Voltage</b>	10–30 Vdc
<b>Internal Bias Tee</b>	Port 1   Port 3
<b>Internal RET</b>	Low band (1)   Mid band (1)


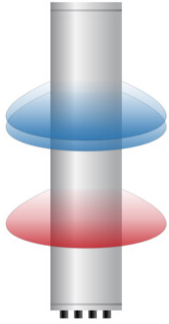
# NHH-65B-HG-R2B

<b>Power Consumption, active state, maximum</b>	10 W
<b>Power Consumption, idle state, maximum</b>	2 W
<b>Protocol</b>	3GPP/AISG 2.0 (Single RET)

## Dimensions

<b>Width</b>	301 mm   11.85 in
<b>Depth</b>	180 mm   7.087 in
<b>Length</b>	1828 mm   71.969 in
<b>Net Weight, antenna only</b>	20.5 kg   45.195 lb

## Array Layout

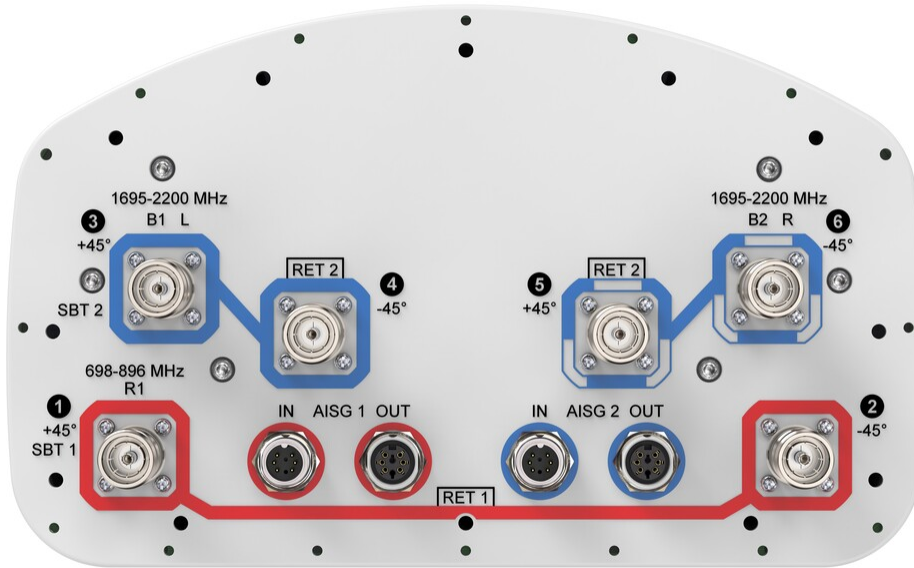


Array ID	Frequency (MHz)	RF Connector	RET (SRET)	AISG No.	SBT RF PORT	SBT No.	RET UID
R1	698-896	1 - 2	1	AISG1	1	1	CPxxxxxxxxxxxxxxxxR1
B1	1695-2200	3 - 4	2	AISG2	3	2	CPxxxxxxxxxxxxxxxxB1
B2	1695-2200	5 - 6					

(Sizes of colored boxes are not true depictions of array sizes)

## Port Configuration

# NHH-65B-HG-R2B



## Electrical Specifications

<b>Impedance</b>	50 ohm
<b>Operating Frequency Band</b>	1695 – 2200 MHz   698 – 896 MHz
<b>Polarization</b>	±45°

## Electrical Specifications

	R1	R1	B1,B2	B1,B2	B1,B2
<b>Frequency Band, MHz</b>	<b>698–798</b>	<b>824–896</b>	<b>1695–1880</b>	<b>1850–1990</b>	<b>1920–2200</b>
<b>RF Port</b>	1,2	1,2	3,4,5,6	3,4,5,6	3,4,5,6
<b>Gain, dBi</b>	15.6	15.8	18.6	18.8	19
<b>Beamwidth, Horizontal, degrees</b>	65	61	64	64	63
<b>Beamwidth, Vertical, degrees</b>	11.3	9.8	5.5	5.2	4.9
<b>Beam Tilt, degrees</b>	0–14	0–14	0–7	0–7	0–7
<b>USLS (First Lobe), dB</b>	16	16	18	19	20
<b>Front-to-Back Ratio at 180°, dB</b>	29	29	36	35	35
<b>Isolation, Cross Polarization, dB</b>	25	25	25	25	25
<b>VSWR   Return loss, dB</b>	1.5 14.0	1.5 14.0	1.5 14.0	1.5 14.0	1.5 14.0

# NHH-65B-HG-R2B

<b>PIM, 3rd Order, 2 x 20 W, dBc</b>	-153	-153	-153	-153	-153
<b>Input Power per Port at 50°C, maximum, watts</b>	300	300	250	250	250

## Mechanical Specifications

<b>Wind Loading @ Velocity, frontal</b>	278.0 N @ 150 km/h (62.5 lbf @ 150 km/h)
<b>Wind Loading @ Velocity, lateral</b>	230.0 N @ 150 km/h (51.7 lbf @ 150 km/h)
<b>Wind Loading @ Velocity, maximum</b>	537.0 N @ 150 km/h (120.7 lbf @ 150 km/h)
<b>Wind Loading @ Velocity, rear</b>	282.0 N @ 150 km/h (63.4 lbf @ 150 km/h)
<b>Wind Speed, maximum</b>	241 km/h (150 mph)

## Packaging and Weights

<b>Width, packed</b>	380 mm   14.961 in
<b>Depth, packed</b>	295 mm   11.614 in
<b>Length, packed</b>	1956 mm   77.008 in
<b>Weight, gross</b>	31.8 kg   70.107 lb

## Regulatory Compliance/Certifications

<b>Agency</b>	<b>Classification</b>
CHINA-ROHS	Below maximum concentration value
ISO 9001:2015	Designed, manufactured and/or distributed under this quality management system
REACH-SVHC	Compliant as per SVHC revision on <a href="http://www.andrew.com/ProductCompliance">www.andrew.com/ProductCompliance</a>
ROHS	Compliant
UK-ROHS	Compliant



## Included Products

BSAMNT-3	–	Wide Profile Antenna Downtilt Mounting Kit for 2.4 - 4.5 in (60 - 115 mm) OD round members. Kit contains one scissor top bracket set and one bottom bracket set.
----------	---	--

## \* Footnotes

<b>Performance Note</b>	Severe environmental conditions may degrade optimum performance
-------------------------	---

# BSAMNT-3



Wide Profile Antenna Downtilt Mounting Kit for 2.4 - 4.5 in (60 - 115 mm) OD round members. Kit contains one scissor top bracket set and one bottom bracket set.

## Product Classification

**Product Type** Downtilt mounting kit

## General Specifications

**Application** Outdoor

**Color** Silver

## Dimensions

**Compatible Diameter, maximum** 115 mm | 4.528 in

**Compatible Diameter, minimum** 60 mm | 2.362 in

**Weight, net** 6.2 kg | 13.669 lb

## Material Specifications

**Material Type** Galvanized steel

## Packaging and Weights

**Included** Brackets | Hardware

**Packaging quantity** 1

**Weight, gross** 6.4 kg | 14.11 lb

## Regulatory Compliance/Certifications

Agency	Classification
CE	Compliant with the relevant CE product directives
CHINA-ROHS	Below maximum concentration value
ISO 9001:2015	Designed, manufactured and/or distributed under this quality management system
REACH-SVHC	Compliant as per SVHC revision on <a href="http://www.andrew.com/ProductCompliance">www.andrew.com/ProductCompliance</a>
ROHS	Compliant
UK-ROHS	Compliant

# BSAMNT-3

---

