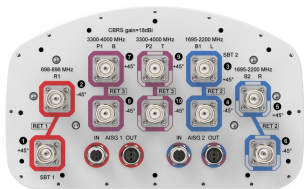


# NHHSS-65B-HG-R3B



10-port Next Generation High Performance sector antenna, 2x 698–896, 4x 1695–2200 and 4x 3300–4000 MHz, 65° HPBW, 3x RETs and 2x SBTs

- Antenna optimized for higher gain with improved radiation efficiency
- Designed to reduce SUB 1 alarm triggers with pattern consistency between low band and mid band
- Interleaved dipole technology results into an attractive, low wind load mechanical package
- Internal SBTs allow remote RET control from the radio over the RF jumper cable
- Enhanced interference mitigation for improved SINR and throughput
- Powered by ANDREW’s next generation high-efficiency SEED® technology

## General Specifications

Antenna Type	Sector
Band	Multiband
Color	Light Gray (RAL 7035)
Grounding Type	RF connector body grounded to reflector and mounting bracket
Performance Note	Outdoor usage
Radome Material	Fiberglass, UV resistant
Radiator Material	Aluminum   Low loss circuit board
Reflector Material	Aluminum
RF Connector Interface	4.3-10 Female
RF Connector Location	Bottom
RF Connector Quantity, high band	4
RF Connector Quantity, mid band	4
RF Connector Quantity, low band	2
RF Connector Quantity, total	10

## Remote Electrical Tilt (RET) Information

RET Hardware	CommRET v2
RET Interface	8-pin DIN Female   8-pin DIN Male
RET Interface, quantity	2 female   2 male
Input Voltage	10–30 Vdc
Internal Bias Tee	Port 1   Port 3

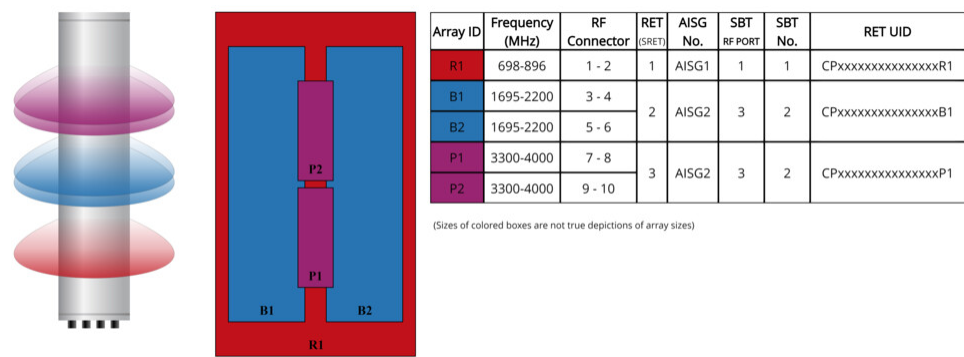
# NHHSS-65B-HG-R3B

Internal RET	High band (1)   Low band (1)   Mid band (1)
Power Consumption, active state, maximum	10 W
Power Consumption, idle state, maximum	2 W
Protocol	3GPP/AISG 2.0 (Single RET)

## Dimensions

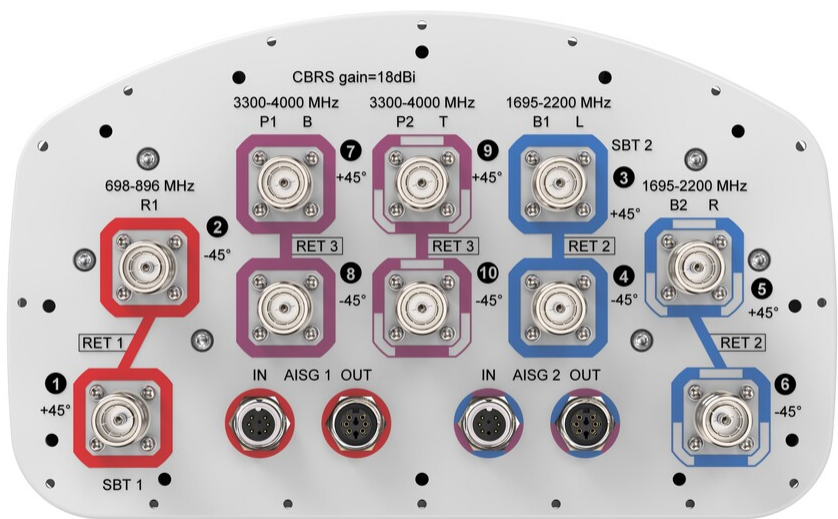
Width	301 mm   11.85 in
Depth	181 mm   7.126 in
Length	1828 mm   71.969 in
Net Weight, antenna only	24.6 kg   54.234 lb

## Array Layout



## Port Configuration

# NHHSS-65B-HG-R3B



## Electrical Specifications

Impedance	50 ohm
Operating Frequency Band	1695 – 2200 MHz   3300 – 4000 MHz   698 – 896 MHz
Polarization	±45°

## Electrical Specifications

	R1	R1	B1,B2	B1,B2	B1,B2	P1,P2	P1,P2	P1,P2
Frequency Band, MHz	698–806	806–896	1695–1880	1850–1990	1920–2200	3300–3550	3550–3700	3700–4000
RF Port	1,2	1,2	3,4,5,6	3,4,5,6	3,4,5,6	7,8,9,10	7,8,9,10	7,8,9,10
Gain, dBi	15.1	15.3	18.2	18.5	18.7	17.7	17.8	17.7
Beamwidth, Horizontal, degrees	66	62	66	63	64	53	61	57
Beamwidth, Vertical, degrees	13.1	11.4	5.5	5	4.8	5.7	5.5	5.2
Beam Tilt, degrees	0–14	0–14	0–7	0–7	0–7	0–10	0–10	0–10
USLS (First Lobe), dB	16	15	16	16	17	16	18	18
Front-to-Back Ratio at 180°, dB	28	31	32	32	28	28	34	30
Isolation, Cross Polarization, dB	25	25	25	25	25	25	25	25

# NHHSS-65B-HG-R3B

<b>VSWR   Return loss, dB</b>	1.5   14.0	1.5   14.0	1.5   14.0	1.5   14.0	1.5   14.0	1.5   14.0	1.5   14.0	1.5   14.0
<b>PIM, 3rd Order, 2 x 20 W, dBc</b>	-153	-153	-153	-153	-153	-145	-145	-145
<b>Input Power per Port at 50°C, maximum, watts</b>	300	300	250	250	250	100	100	100

## Mechanical Specifications

<b>Wind Loading @ Velocity, frontal</b>	278.0 N @ 150 km/h (62.5 lbf @ 150 km/h)
<b>Wind Loading @ Velocity, lateral</b>	230.0 N @ 150 km/h (51.7 lbf @ 150 km/h)
<b>Wind Loading @ Velocity, maximum</b>	537.0 N @ 150 km/h (120.7 lbf @ 150 km/h)
<b>Wind Loading @ Velocity, rear</b>	282.0 N @ 150 km/h (63.4 lbf @ 150 km/h)
<b>Wind Speed, maximum</b>	241 km/h (150 mph)

## Packaging and Weights

<b>Width, packed</b>	380 mm   14.961 in
<b>Depth, packed</b>	295 mm   11.614 in
<b>Length, packed</b>	1956 mm   77.008 in
<b>Weight, gross</b>	36 kg   79.366 lb

## Regulatory Compliance/Certifications

<b>Agency</b>	<b>Classification</b>
UK-ROHS	Compliant

## Included Products

BSAMNT-3	–	Wide Profile Antenna Downtilt Mounting Kit for 2.4 - 4.5 in (60 - 115 mm) OD round members. Kit contains one scissor top bracket set and one bottom bracket set.
----------	---	--

## \* Footnotes

<b>Performance Note</b>	Severe environmental conditions may degrade optimum performance
-------------------------	---

# BSAMNT-3



Wide Profile Antenna Downtilt Mounting Kit for 2.4 - 4.5 in (60 - 115 mm) OD round members. Kit contains one scissor top bracket set and one bottom bracket set.

## Product Classification

**Product Type** Downtilt mounting kit

## General Specifications

**Application** Outdoor

**Color** Silver

## Dimensions

**Compatible Diameter, maximum** 115 mm | 4.528 in

**Compatible Diameter, minimum** 60 mm | 2.362 in

**Weight, net** 6.2 kg | 13.669 lb

## Material Specifications

**Material Type** Galvanized steel

## Packaging and Weights

**Included** Brackets | Hardware

**Packaging quantity** 1

**Weight, gross** 6.4 kg | 14.11 lb

## Regulatory Compliance/Certifications

Agency	Classification
CE	Compliant with the relevant CE product directives
CHINA-ROHS	Below maximum concentration value
ISO 9001:2015	Designed, manufactured and/or distributed under this quality management system
REACH-SVHC	Compliant as per SVHC revision on <a href="http://www.andrew.com/ProductCompliance">www.andrew.com/ProductCompliance</a>
ROHS	Compliant
UK-ROHS	Compliant

