


SA-1TR

SnapTak[®] Rotational Adapter

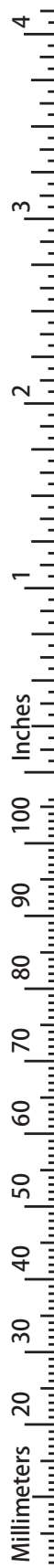
Bulletin 7834447 Rev. C | Page 1 of 2



Additional ANDREW Materials	
Part Number	Description
CB-12-18LH	Cable tie, weather resistant, 460 mm length, 100 pcs
CB-12-50	Cable banding, bulk, 1/2 inch X 50 foot reel
CB-LH-25	Locking heads for cable banding number CB-12-50, 25 pcs
CB-IT	Installation tool for cable banding CB-12-50

Note: Maximum 3 SnapTak[®] hangers per snap-in adapter.

For patents see www.adwpat.com



SA-1TR

Bulletin 7834447 Rev. C Page 2 of 2

Product Description

SA-1TR, SnapTak Rotational Adapter can be used to launch Plastic Support Blocks (BHD*) via the hardware kits listed (see table), Plastic Support Blocks can be stacked single, or 2x (double) high. Recommended spacing interval is 3ft (0.9m).

Plastic Support Blocks are designed to secure multiple runs of cable in bundled space saving configurations. For additional details on spacing, you can reference the ANDREW Hanger Spacing Guidelines.

Notice

Installation of this product should only be performed by trained, qualified and experienced personnel. Installation instructions for this product should be read thoroughly before installation is performed. ANDREW disclaims any liability or responsibility for the results of improper or unsafe installation practice and the warranty will be voided.

Block Part No.	Cable	Single Hardware Part No.	Double Hardware Part No.
BHD-4MM	Z-004-MP-8F-M60BK	243095-9	243095-5
BHD-14	FSJ1-50A	243095-9	243095-9
BHD-38	FSJ2-50, LDF2-50	243095-9	243095-5
BHD-58	18-20mm	243095-9	243095-5
BHD-12S	FSJ4-50B	243095-9	243095-5
BHD-12	LDF4-50A, FXL-540	243095-9	243095-5


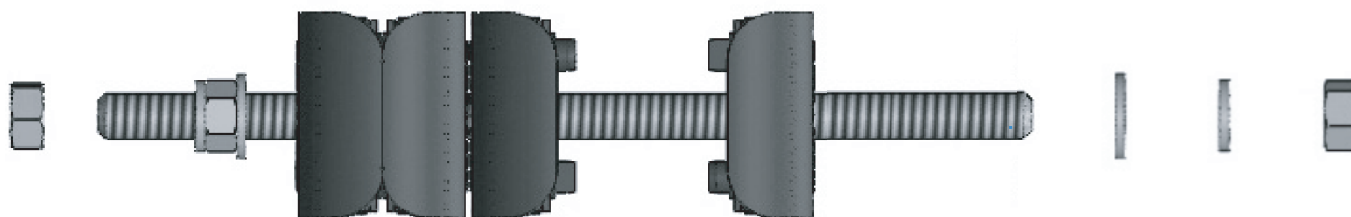

Stacking Hardware also available in 10mm versions

Material List

Hanger kits include 10 sets of Plastic Support Block hangers

Required Tools

- (2) – 9/16" Wrenches
- (1) – Torque Wrench with 9/16" crows foot



Threaded rod flush to protruding 2mm here



NOTE: Critical to maintain a tightening torque between 3-5Nm. Failure to do so will adversely affect hanger performance.

ANDREW an Amphenol company

2601 Telecom Parkway, Richardson, Texas, 75082, USA
www.andrew.com

Notice: ANDREW disclaims any liability or responsibility for the results of improper or unsafe installation, inspection, maintenance, or removal practices.
Aviso: ANDREW no acepta ninguna obligación ni responsabilidad como resultado de prácticas incorrectas o peligrosas de instalación, inspección, mantenimiento o retiro.
Avis: ANDREW décline toute responsabilité pour les conséquences de procédures d'installation, d'inspection, d'entretien ou de retrait incorrectes ou dangereuses.
Hinweis: ANDREW lehnt jede Haftung oder Verantwortung für Schäden ab, die aufgrund unsachgemäßer Installation, Überprüfung, Wartung oder Demontage auftreten.
Atenção: A ANDREW abdica do direito de toda responsabilidade pelos resultados de práticas inadequadas e sem segurança de instalação, inspeção, manutenção ou remoção.
Avvertenza: ANDREW declina eventuali responsabilità derivanti dall'esecuzione di procedure di installazione, ispezione, manutenzione e smontaggio improprie o poco sicure.
注意: ANDREW 公司申明對於不恰當或不安全的安裝、檢驗、維修或拆卸操作所導致的後果不負責任 何義務和責任

©2025 ANDREW, an Amphenol company. All rights reserved. Amphenol and ANDREW are registered trademarks of Amphenol and/or its affiliates in the U.S. and other countries. All product names, trademarks and registered trademarks are property of their respective owners.

