

# C400-NMQMR

Base Product



CNT-400 CNT® Jumper with interface types N Male and QMA Male  
Right Angle, variable length

## Product Classification

Product Type	Braided cable assembly
Product Brand	CNT®
Product Series	CNT-400

## General Specifications

Body Style, Connector A	Straight
Body Style, Connector B	Right angle
Cable Family	CNT-400
Interface, Connector A	N Male
Interface, Connector B	QMA Male
Specification Sheet Revision Level	A
Variable Length	For custom lengths, contact your local ANDREW representative

## Dimensions

Length	0 m   0 ft
Nominal Size	0.400 in

## VSWR/Return Loss

Frequency Band	VSWR	Return Loss (dB)
700–3000 MHz	1.433	14.99

## Jumper Assembly Sample Label

# C400-NMQMR



## Regulatory Compliance/Certifications

Agency	Classification
ISO 9001:2015	Designed, manufactured and/or distributed under this quality management system

## Included Products

400APNM-C	- Type N Male for CNT-400 braided cable
400BPNM-C	- Type N Male for CNT-400 braided cable
400PQMR-CR	- QMA Male Right Angle for CNT-400 braided cable
CNT-400	- CNT-400, CNT® 50 Ohm Braided Coaxial Cable, variable, black PE jacket
CNT-400-SFR	- CNT-400-SFR, C CNT® 50 Ohm Braided Coaxial Cable, black non-halogenated, fire retardant polyolefin jacket, B2ca S1a d0 a1 Compliant
CNT-400-W	- CNT-400-W, CNT® 50 Ohm Braided Coaxial Cable, variable, white PE jacket

# 400APNM-C

---

Type N Male for CNT-400 braided cable

## Product Classification

Product Type	Braided cable connector
Product Brand	CNT®

## General Specifications

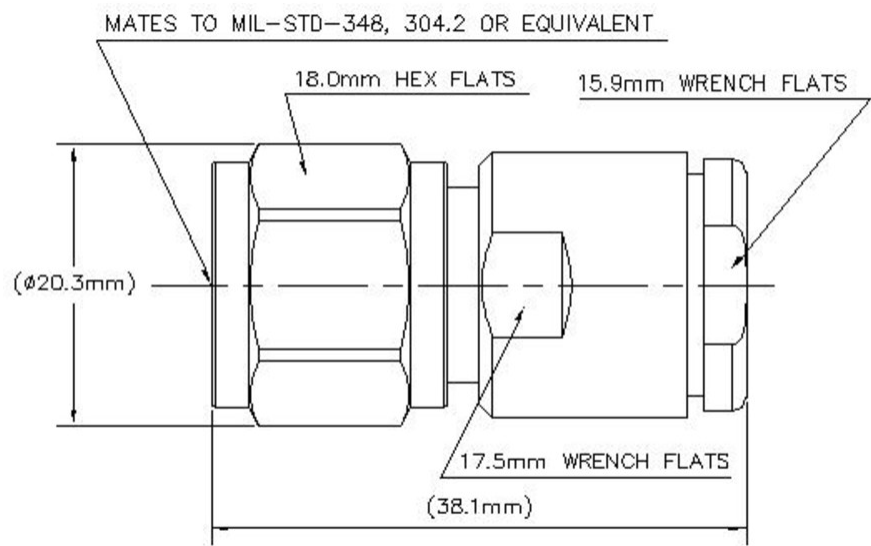
Body Style	Straight
Inner Contact Attachment Method	Captivated
Inner Contact Plating	Gold
Interface	N Male
Outer Contact Attachment Method	Clamp
Outer Contact Plating	Trimetal

## Dimensions

Width	20.25 mm   0.797 in
Length	38.22 mm   1.505 in
Diameter	20.25 mm   0.797 in
Nominal Size	0.405 in

## Outline Drawing

# 400APNM-C



## Electrical Specifications

Insertion Loss, typical	0.05 dB
Cable Impedance	50 ohm
Connector Impedance	50 ohm
dc Test Voltage	2500 V
Inner Contact Resistance, maximum	1 mOhm
Insulation Resistance, minimum	5000 MOhm
Operating Frequency Band	0 – 6000 MHz
Outer Contact Resistance, maximum	0.25 mOhm
Peak Power, maximum	10 kW
RF Operating Voltage, maximum (vrms)	707 V

## VSWR/Return Loss

Frequency Band	VSWR	Return Loss (dB)
0–3000 MHz	1.046	32.96
3000–6000 MHz	1.18	22

## Mechanical Specifications

Connector Retention Tensile Force	330 N   74.187 lbf
Connector Retention Torque	0.56 N-m   4.956 in lb

# 400APNM-C

Coupling Nut Proof Torque	1.7 N-m   15.046 in lb
Coupling Nut Proof Torque Method	IEC 61169-16:9.3.6
Coupling Nut Retention Force	450 N   101.164 lbf
Coupling Nut Retention Force Method	IEC 61169-16:9.3.11
Interface Durability	500 cycles
Interface Durability Method	IEC 61169-16:9.5
Mechanical Shock Test Method	IEC 60068-2-27

## Environmental Specifications

Operating Temperature	-40 °C to +85 °C (-40 °F to +185 °F)
Storage Temperature	-65 °C to +125 °C (-85 °F to +257 °F)
Attenuation, Ambient Temperature	20 °C   68 °F
Average Power, Ambient Temperature	40 °C   104 °F
Average Power, Inner Conductor Temperature	100 °C   212 °F
Climatic Sequence Test Method	IEC 60068-1
Corrosion Test Method	IEC 60068-2-11
Damp Heat Steady State Test Method	IEC 60068-2-3
Immersion Depth	1 m
Immersion Test Mating	Mated
Immersion Test Method	IEC 60529:2001, IP68
Thermal Shock Test Method	IEC 60068-2-14
Vibration Test Method	IEC 60068-2-6

## Packaging and Weights

Weight, net	47.08 g   0.104 lb
-------------	--------------------

## Regulatory Compliance/Certifications

Agency	Classification
ISO 9001:2015	Designed, manufactured and/or distributed under this quality management system
REACH-SVHC	Compliant as per SVHC revision on <a href="http://www.andrew.com/ProductCompliance">www.andrew.com/ProductCompliance</a>
ROHS	Compliant
UK-ROHS	Compliant

### \* Footnotes

# 400APNM-C

---

<b>Insertion Loss, typical</b>	0.05√freq (GHz) (not applicable for elliptical waveguide)
<b>Immersion Depth</b>	Immersion at specified depth for 24 hours

# 400BPNM-C



Type N Male for CNT-400 braided cable

## Product Classification

Product Type	Braided cable connector
Product Brand	CNT®   ConQuest®

## General Specifications

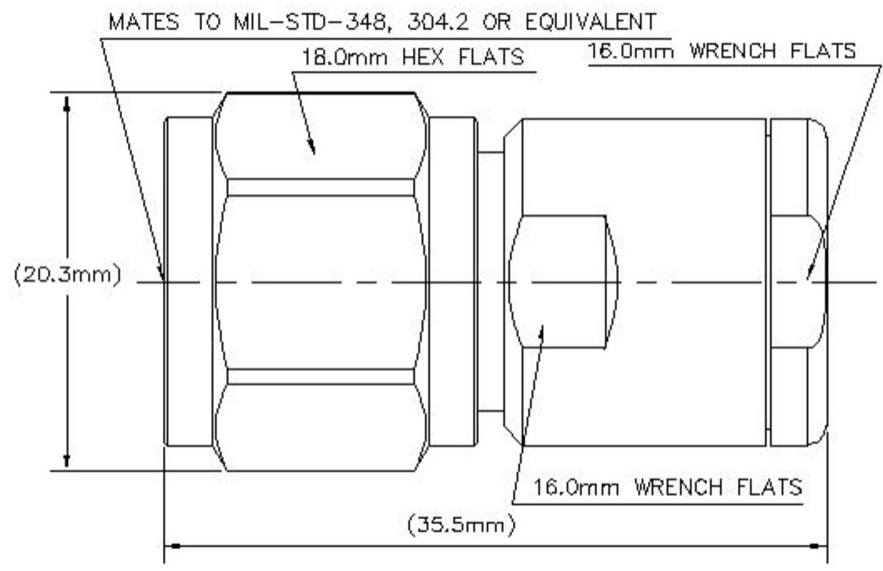
Body Style	Straight
Inner Contact Attachment Method	Captivated
Inner Contact Plating	Silver
Interface	N Male
Outer Contact Attachment Method	Clamp
Outer Contact Plating	Trimetal

## Dimensions

Width	20.25 mm   0.797 in
Length	35.48 mm   1.397 in
Diameter	20.25 mm   0.797 in
Nominal Size	0.405 in

## Outline Drawing

# 400BPNM-C



## Electrical Specifications

Insertion Loss, typical	0.05 dB
Cable Impedance	50 ohm
Connector Impedance	50 ohm
dc Test Voltage	2500 V
Inner Contact Resistance, maximum	1 mOhm
Insulation Resistance, minimum	5000 MOhm
Operating Frequency Band	0 – 6000 MHz
Outer Contact Resistance, maximum	0.25 mOhm
Peak Power, maximum	10 kW
RF Operating Voltage, maximum (vrms)	707 V

## VSWR/Return Loss

Frequency Band	VSWR	Return Loss (dB)
0–3000 MHz	1.046	32.96
3000–6000 MHz	1.18	22

## Mechanical Specifications

Connector Retention Tensile Force	330 N   74.187 lbf
Connector Retention Torque	0.56 N-m   4.956 in lb

# 400BPNM-C

Coupling Nut Proof Torque	1.7 N-m   15.046 in lb
Coupling Nut Proof Torque Method	IEC 61169-16:9.3.6
Coupling Nut Retention Force	450 N   101.164 lbf
Coupling Nut Retention Force Method	IEC 61169-16:9.3.11
Interface Durability	500 cycles
Interface Durability Method	IEC 61169-16:9.5
Mechanical Shock Test Method	IEC 60068-2-27

## Environmental Specifications

Operating Temperature	-40 °C to +85 °C (-40 °F to +185 °F)
Storage Temperature	-65 °C to +125 °C (-85 °F to +257 °F)
Attenuation, Ambient Temperature	20 °C   68 °F
Average Power, Ambient Temperature	40 °C   104 °F
Average Power, Inner Conductor Temperature	100 °C   212 °F
Climatic Sequence Test Method	IEC 60068-1
Corrosion Test Method	IEC 60068-2-11
Damp Heat Steady State Test Method	IEC 60068-2-3
Immersion Depth	1 m
Immersion Test Mating	Mated
Immersion Test Method	IEC 60529:2001, IP68
Thermal Shock Test Method	IEC 60068-2-14
Vibration Test Method	IEC 60068-2-6

## Packaging and Weights

Weight, net	37.55 g   0.083 lb
-------------	--------------------

## Regulatory Compliance/Certifications

Agency	Classification
CHINA-ROHS	Below maximum concentration value
ISO 9001:2015	Designed, manufactured and/or distributed under this quality management system
REACH-SVHC	Compliant as per SVHC revision on <a href="http://www.andrew.com/ProductCompliance">www.andrew.com/ProductCompliance</a>
ROHS	Compliant
UK-ROHS	Compliant

# 400BPNM-C

---



\* Footnotes

**Insertion Loss, typical**    0.05√freq (GHz) (not applicable for elliptical waveguide)

**Immersion Depth**        Immersion at specified depth for 24 hours

# 400PQMR-CR



QMA Male Right Angle for CNT-400 braided cable

## Product Classification

Product Type	Braided cable connector
Product Brand	CNT®

## General Specifications

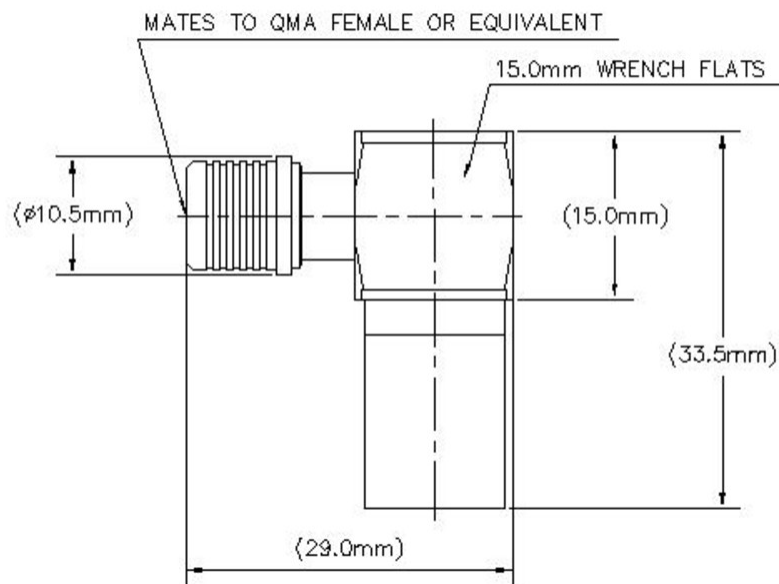
Body Style	Right angle
Inner Contact Attachment Method	Solder
Inner Contact Plating	Gold
Interface	QMA Male
Outer Contact Attachment Method	Crimp
Outer Contact Plating	Trimetal
Pressurizable	No

## Dimensions

Height	33.5 mm   1.319 in
Width	15 mm   0.591 in
Length	29.03 mm   1.143 in
Nominal Size	0.405 in

## Outline Drawing

# 400PQMR-CR



## Electrical Specifications

Insertion Loss, typical	0.05 dB
Average Power at Frequency	580.0 W @ 900 MHz
Cable Impedance	50 ohm
Connector Impedance	50 ohm
dc Test Voltage	1000 V
Inner Contact Resistance, maximum	3 mOhm
Insulation Resistance, minimum	5000 MOhm
Operating Frequency Band	0 – 6000 MHz
Outer Contact Resistance, maximum	2.5 mOhm
Peak Power, maximum	5 kW
RF Operating Voltage, maximum (vrms)	500 V

## VSWR/Return Loss

Frequency Band	VSWR	Return Loss (dB)
0–3000 MHz	1.065	30.05
3000–6000 MHz	1.082	28.1

## Mechanical Specifications

Connector Retention Tensile Force	330 N   74.187 lbf
-----------------------------------	--------------------

# 400PQMR-CR

Connector Retention Torque	0.56 N-m   4.956 in lb   0.75 N-m   6.638 in lb
Insertion Force	22 N   4.946 lbf
Insertion Force Method	IEC 61169-15:9.3.5
Interface Durability	100 cycles
Mechanical Shock Test Method	IEC 60068-2-27

## Environmental Specifications

Operating Temperature	-40 °C to +85 °C (-40 °F to +185 °F)
Storage Temperature	-65 °C to +125 °C (-85 °F to +257 °F)
Attenuation, Ambient Temperature	20 °C   68 °F
Average Power, Ambient Temperature	40 °C   104 °F
Average Power, Inner Conductor Temperature	100 °C   212 °F
Climatic Sequence Test Method	IEC 60068-1
Corrosion Test Method	IEC 60068-2-11
Damp Heat Steady State Test Method	IEC 60068-2-3
Thermal Shock Test Method	IEC 60068-2-14
Vibration Test Method	IEC 60068-2-6
Water Jetting Test Mating	Mated
Water Jetting Test Method	IEC 60529:2001, IP65

## Packaging and Weights

Weight, net	39.14 g   0.086 lb
-------------	--------------------

## Regulatory Compliance/Certifications

Agency	Classification
CHINA-ROHS	Below maximum concentration value
ISO 9001:2015	Designed, manufactured and/or distributed under this quality management system
REACH-SVHC	Compliant as per SVHC revision on <a href="http://www.andrew.com/ProductCompliance">www.andrew.com/ProductCompliance</a>
ROHS	Compliant
UK-ROHS	Compliant



### \* Footnotes

# 400PQMR-CR

---

**Insertion Loss, typical**  $0.05\sqrt{\text{freq (GHz)}}$  (not applicable for elliptical waveguide)

# CNT-400



CNT-400, CNT® 50 Ohm Braided Coaxial Cable, variable, black PE jacket

## Product Classification

Product Type	Braided coaxial cable
Product Brand	CNT®
Product Series	CNT-400

## General Specifications

Braid Coverage	90 %
Cable Type	CNT-400
Jacket Color	Black

## Dimensions

Diameter Over Dielectric	7.24 mm   0.285 in
Diameter Over Jacket	10.29 mm   0.405 in
Diameter Over Tape	7.391 mm   0.291 in
Inner Conductor OD	2.74 mm   0.108 in
Outer Conductor OD	8.08 mm   0.318 in
Nominal Size	0.400 in

## Electrical Specifications

Cable Impedance	50 ohm
Capacitance	78 pF/m   23.774 pF/ft
dc Resistance, Inner Conductor	4.69 ohms/km   1.43 ohms/kft
dc Resistance, Outer Conductor	5.61 ohms/km   1.71 ohms/kft
dc Test Voltage	2500 V
Jacket Spark Test Voltage (rms)	4000 V
Maximum Frequency	16.2 GHz
Operating Frequency Band	30 – 6000 MHz
Peak Power	16 kW

# CNT-400

Shielding Effectiveness	90 dB
Velocity	85 %
Material Specifications	
Braid Material	Tinned copper
Dielectric Material	Foam PE
Jacket Material	Non-halogenated PE
Inner Conductor Material	Copper-clad aluminum wire
Shield Tape Material	Aluminum

## Mechanical Specifications

Minimum Bend Radius, single Bend	25.4 mm   1 in
Tensile Strength	73 kg   160.937 lb
Bending Moment	0.7 N-m   6.196 in lb
Flat Plate Crush Strength	0.7 kg/mm   39.198 lb/in

## Environmental Specifications

Installation temperature	-40 °C to +85 °C (-40 °F to +185 °F)
Operating Temperature	-40 °C to +85 °C (-40 °F to +185 °F)
Storage Temperature	-70 °C to +85 °C (-94 °F to +185 °F)

## Packaging and Weights

Cable weight	0.1 kg/m   0.067 lb/ft
--------------	------------------------

## Regulatory Compliance/Certifications

Agency	Classification
CHINA-ROHS	Below maximum concentration value
ISO 9001:2015	Designed, manufactured and/or distributed under this quality management system
REACH-SVHC	Compliant as per SVHC revision on <a href="http://www.andrew.com/ProductCompliance">www.andrew.com/ProductCompliance</a>
ROHS	Compliant
UK-ROHS	Compliant



# CNT-400-SFR



CNT-400-SFR, C CNT® 50 Ohm Braided Coaxial Cable, black non-halogenated, fire retardant polyolefin jacket, B2ca S1a d0 a1 Compliant

## Product Classification

Product Type	Braided coaxial cable
Product Brand	CNT®
Product Series	CNT-400

## General Specifications

Braid Coverage	90 %
Cable Type	CNT-400
Jacket Color	Black

## Dimensions

Diameter Over Dielectric	7.24 mm   0.285 in
Diameter Over Jacket	10.29 mm   0.405 in
Diameter Over Tape	7.391 mm   0.291 in
Inner Conductor OD	2.74 mm   0.108 in
Outer Conductor OD	8.08 mm   0.318 in
Nominal Size	0.400 in

## Electrical Specifications

Cable Impedance	50 ohm
Capacitance	78 pF/m   23.774 pF/ft
dc Resistance, Inner Conductor	4.49 ohms/km   1.369 ohms/kft
dc Resistance, Outer Conductor	5.61 ohms/km   1.71 ohms/kft
dc Test Voltage	2500 V
Jacket Spark Test Voltage (rms)	4000 V
Maximum Frequency	16.2 GHz
Operating Frequency Band	30 – 6000 MHz
Peak Power	16 kW

# CNT-400-SFR

Shielding Effectiveness	90 dB
Velocity	85 %

## Material Specifications

Braid Material	Tinned copper
Dielectric Material	Foam PE
Jacket Material	Non-halogenated, fire retardant polyolefin
Inner Conductor Material	Copper-clad aluminum wire
Shield Tape Material	Aluminum

## Mechanical Specifications

Minimum Bend Radius, single Bend	25.4 mm   1 in
Tensile Strength	73 kg   160.937 lb
Bending Moment	0.7 N-m   6.196 in lb
Flat Plate Crush Strength	0.7 kg/mm   39.198 lb/in

## Environmental Specifications

Installation temperature	-40 °C to +60 °C (-40 °F to +140 °F)
Operating Temperature	-40 °C to +60 °C (-40 °F to +140 °F)
Storage Temperature	-40 °C to +60 °C (-40 °F to +140 °F)
EN50575 CPR Cable EuroClass Fire Performance	B2ca
EN50575 CPR Cable EuroClass Smoke Rating	s1a
EN50575 CPR Cable EuroClass Droplets Rating	d0
EN50575 CPR Cable EuroClass Acidity Rating	a1
Smoke Index Test Method	IEC 61034
Toxicity Index Test Method	IEC 60754-2

## Packaging and Weights

Cable weight	0.1 kg/m   0.067 lb/ft
--------------	------------------------

## Regulatory Compliance/Certifications

Agency	Classification
CENELEC	EN 50575 compliant, Declaration of Performance (DoP) available
ISO 9001:2015	Designed, manufactured and/or distributed under this quality management system

# CNT-400-SFR

---



# CNT-400-W

CNT-400-W, CNT® 50 Ohm Braided Coaxial Cable, variable, white PE jacket



## Product Classification

Product Type	Braided coaxial cable
Product Brand	CNT®
Product Series	CNT-400

## General Specifications

Braid Coverage	90 %
Cable Type	CNT-400
Jacket Color	White

## Dimensions

Diameter Over Dielectric	7.24 mm   0.285 in
Diameter Over Jacket	10.29 mm   0.405 in
Diameter Over Tape	7.391 mm   0.291 in
Inner Conductor OD	2.74 mm   0.108 in
Outer Conductor OD	8.08 mm   0.318 in
Nominal Size	0.400 in

## Electrical Specifications

Cable Impedance	50 ohm
Capacitance	78 pF/m   23.774 pF/ft
dc Resistance, Inner Conductor	4.69 ohms/km   1.43 ohms/kft
dc Resistance, Outer Conductor	5.61 ohms/km   1.71 ohms/kft
dc Test Voltage	2500 V
Jacket Spark Test Voltage (rms)	4000 V

# CNT-400-W

Maximum Frequency	16.2 GHz
Operating Frequency Band	30 – 6000 MHz
Peak Power	16 kW
Shielding Effectiveness	90 dB
Velocity	85 %

## Material Specifications

Braid Material	Tinned copper
Dielectric Material	Foam PE
Jacket Material	Non-halogenated PE
Inner Conductor Material	Copper-clad aluminum wire
Shield Tape Material	Aluminum

## Mechanical Specifications

Minimum Bend Radius, single Bend	25.4 mm   1 in
Tensile Strength	73 kg   160.937 lb
Bending Moment	0.7 N-m   6.196 in lb
Flat Plate Crush Strength	0.7 kg/mm   39.198 lb/in

## Environmental Specifications

Installation temperature	-40 °C to +85 °C (-40 °F to +185 °F)
Operating Temperature	-40 °C to +85 °C (-40 °F to +185 °F)
Storage Temperature	-70 °C to +85 °C (-94 °F to +185 °F)

## Packaging and Weights

Cable weight	0.1 kg/m   0.067 lb/ft
--------------	------------------------

## Regulatory Compliance/Certifications

Agency	Classification
ISO 9001:2015	Designed, manufactured and/or distributed under this quality management system