


# UGGMPMPRP

Base Product



Ultra Low Loss (ULL) Singlemode MPO12 (Unpinned) to MPO12 (Unpinned), 288-Fiber, Rollable Ribbon Central Tube, Plenum

## Product Classification

Regional Availability	Latin America   North America
Portfolio	CommScope®
Product Type	Fiber trunk cable assembly
Product Brand	SYSTIMAX ULL
Ordering Note	For additional jacket colors, please contact a CommScope Sales Representative   For lengths greater than 999 ft (304 m), orders must be in meters   Minimum length may vary based on cable configuration

## General Specifications

Color, boot A	Black
Color, connector A	Green
Color, boot B	Black
Color, connector B	Green
Construction Type	Rollable ribbon
Furcation Color	Yellow
Interface, Connector A	MPO-12/APC Female
Interface, Connector B	MPO-12/APC Female
Jacket Color	Yellow
Polarity	Method B Enhanced (ULL)
Fibers per Subunit, quantity	12
Total Fibers, quantity	288

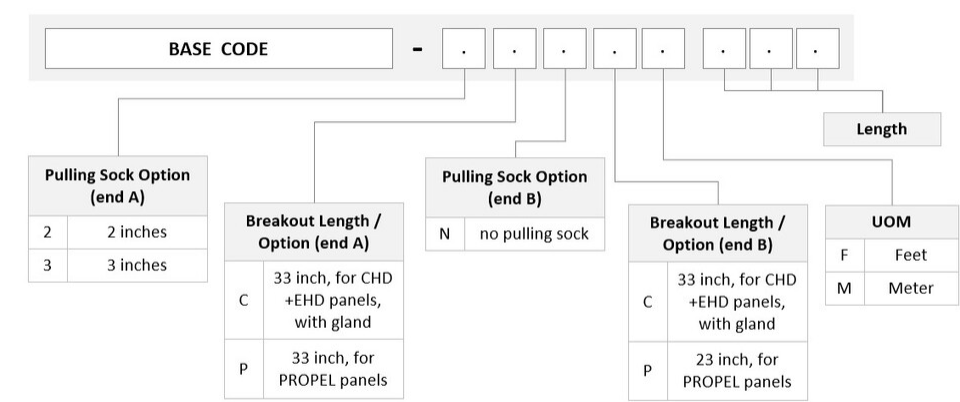
## Dimensions

Cable Assembly Length Range (m)	3 – 999
---------------------------------	---------

# UGGMPMPRP

Cable Assembly Length Range (ft) 10 – 999

## Ordering Tree



## Mechanical Specifications

Cable Retention Strength, maximum 11.24 lb @ 0 ° | 4.40 lb @ 90 °

## Optical Specifications

Fiber Mode Singlemode

Fiber Type G.657.A2, TeraSPEED®

## Environmental Specifications

Operating Temperature -10 °C to +60 °C (+14 °F to +140 °F)

Environmental Space Plenum

## Regulatory Compliance/Certifications

<b>Agency</b>	<b>Classification</b>
ANATEL	Compliant
ISO 9001:2015	Designed, manufactured and/or distributed under this quality management system

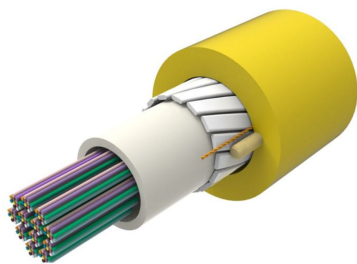


## Included Products

# UGGMPMPRP

---

760239140	–	Fiber indoor cable, Plenum All-Dielectric Central Tube Rollable Ribbon, 288 fiber, Singlemode G.
P-288-CN-RR-F12YL/8G/99E		657.A2, Feet jacket marking, Yellow jacket color
860638318	–	MPO12, ULTRA LOW LOSS, FEMALE, Singlemode, GREEN, 3mm



Fiber indoor cable, Plenum All-Dielectric Central Tube Rollable Ribbon, 288 fiber, Singlemode G.657.A2, Feet jacket marking, Yellow jacket color

## Product Classification

Regional Availability	Asia   Australia/New Zealand   Latin America   Middle East /Africa   North America
Portfolio	CommScope®
Product Type	Fiber indoor cable
Product Series	P-CN

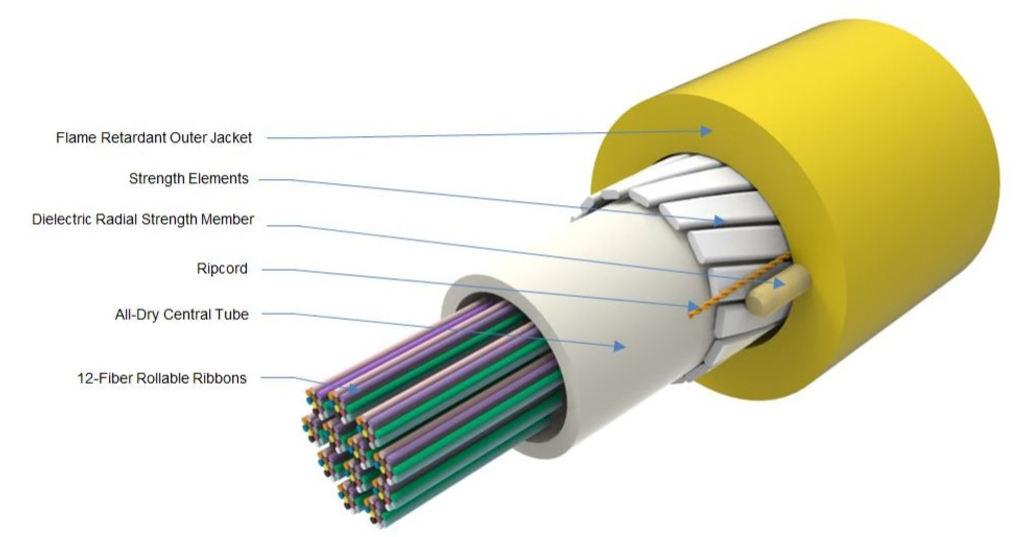
## General Specifications

Cable Type	Ribbon central tube
Construction Type	Non-armored
Subunit Type	Gel-free
Fibers per Ribbon, quantity	12
Jacket Color	Yellow
Jacket Marking	Feet
Total Fiber Count	288

## Dimensions

Buffer Tube/Subunit Diameter	8.3 mm   0.327 in
Diameter Over Jacket	12.1 mm   0.476 in

## Representative Image



## Mechanical Specifications

Minimum Bend Radius, loaded	241.3 mm   9.5 in
Minimum Bend Radius, unloaded	96.5 mm   3.799 in
Tensile Load, long term, maximum	334 N   75.086 lbf
Tensile Load, short term, maximum	1335 N   300.12 lbf
Compression	10 N/mm   57.101 lb/in
Compression Test Method	FOTP-41   IEC 60794-1 E3
Flex	25 cycles
Flex Test Method	FOTP-104   IEC 60794-1 E6
Impact	2.94 N-m   26.021 in lb
Impact Test Method	FOTP-25   IEC 60794-1 E4
Strain	See long and short term tensile loads
Strain Test Method	FOTP-33   IEC 60794-1 E1
Twist	10 cycles
Twist Test Method	FOTP-85   IEC 60794-1 E7

## Optical Specifications

Fiber Type	G.657.A2/B2   G.657.A2/B2
------------	---------------------------

## Environmental Specifications

# 760239140 | P-288-CN-RR-F12YL/8G/99E

Installation temperature	0 °C to +70 °C (+32 °F to +158 °F)
Operating Temperature	-20 °C to +70 °C (-4 °F to +158 °F)
Storage Temperature	-40 °C to +70 °C (-40 °F to +158 °F)
Cable Qualification Standards	ANSI/ICEA S-83-596   Telcordia GR-409
Environmental Space	Plenum
Flame Test Listing	NEC OFNP (UL) and c(UL)
Flame Test Method	NFPA 130   NFPA 262

## Environmental Test Specifications

Heat Age	-20 °C to +85 °C (-4 °F to +185 °F)
Heat Age Test Method	IEC 60794-1 F9
Low High Bend	0 °C to +70 °C (+32 °F to +158 °F)
Low High Bend Test Method	FOTP-37   IEC 60794-1 E11
Temperature Cycle	-20 °C to +70 °C (-4 °F to +158 °F)
Temperature Cycle Test Method	FOTP-3   IEC 60794-1 F1

## Packaging and Weights

Cable weight	172 kg/km   115.579 lb/kft
--------------	----------------------------

## Regulatory Compliance/Certifications

Agency	Classification
CHINA-ROHS	Below maximum concentration value
ISO 9001:2015	Designed, manufactured and/or distributed under this quality management system
REACH-SVHC	Compliant as per SVHC revision on <a href="http://www.commscope.com/ProductCompliance">www.commscope.com/ProductCompliance</a>
ROHS	Compliant
UK-ROHS	Compliant



## \* Footnotes

**Operating Temperature** Specification applicable to non-terminated bulk fiber cable

860638318



MPO12, ULTRA LOW LOSS, FEMALE, Singlemode, GREEN, 3mm

Product Classification

Regional Availability	Asia   Australia/New Zealand   EMEA   Latin America   North America
Portfolio	CommScope®
Product Type	Fiber connector
Product Brand	TeraSPEED®

General Specifications

Color	Green
Color, boot	Black
Ferrule Geometry	Angled
Interface	MPO/APC Female
Interface Feature	Unpinned
Total Fiber Count	12

Dimensions

Length	60.1 mm   2.366 in
Compatible Cable Diameter	3 mm   0.118 in

Material Specifications

Ferrule Material	Polymer
------------------	---------

Mechanical Specifications

Cable Retention Strength, maximum	11.24 lb @ 0 °
-----------------------------------	----------------

Optical Specifications

Fiber Mode	Singlemode
Fiber Type	G.652.D and G.657.A1, TeraSPEED®   OS2
Insertion Loss Change, mating	0.3 dB
Optical Components Standard	ANSI/TIA-568-C.3

Insertion Loss Change, temperature	0.3 dB
Insertion Loss, maximum	0.35 dB
Return Loss, minimum	65 dB

Packaging and Weights

Packaging quantity	1
--------------------	---

Regulatory Compliance/Certifications

Agency	Classification
CHINA-ROHS	Below maximum concentration value
ISO 9001:2015	Designed, manufactured and/or distributed under this quality management system
REACH-SVHC	Compliant as per SVHC revision on <a href="http://www.commscope.com/ProductCompliance">www.commscope.com/ProductCompliance</a>
ROHS	Compliant
UK-ROHS	Compliant



\* Footnotes

Insertion Loss Change, mating	TIA-568: Maximum insertion loss change after 500 matings
Insertion Loss Change, temperature	Maximum insertion loss change from -10 °C to +60 °C (+14 °F to +140 °F)