

Base Product



Ultra Low Loss (ULL) Singlemode MPO12 (Unpinned) to Unconnectorized, Fiber Trunk Cable Assembly, 48-Fiber, Low Smoke Zero Halogen/Riser

Product Classification

| | |
|-----------------------|--|
| Regional Availability | Asia Australia/New Zealand China Europe India Latin America Middle East/Africa North America |
| Portfolio | CommScope® |
| Product Type | Fiber trunk cable assembly |
| Product Brand | SYSTIMAX ULL |
| Ordering Note | For additional jacket colors, please contact a CommScope Sales Representative For lengths greater than 999 ft (304 m), orders must be in meters Minimum length may vary based on cable configuration |

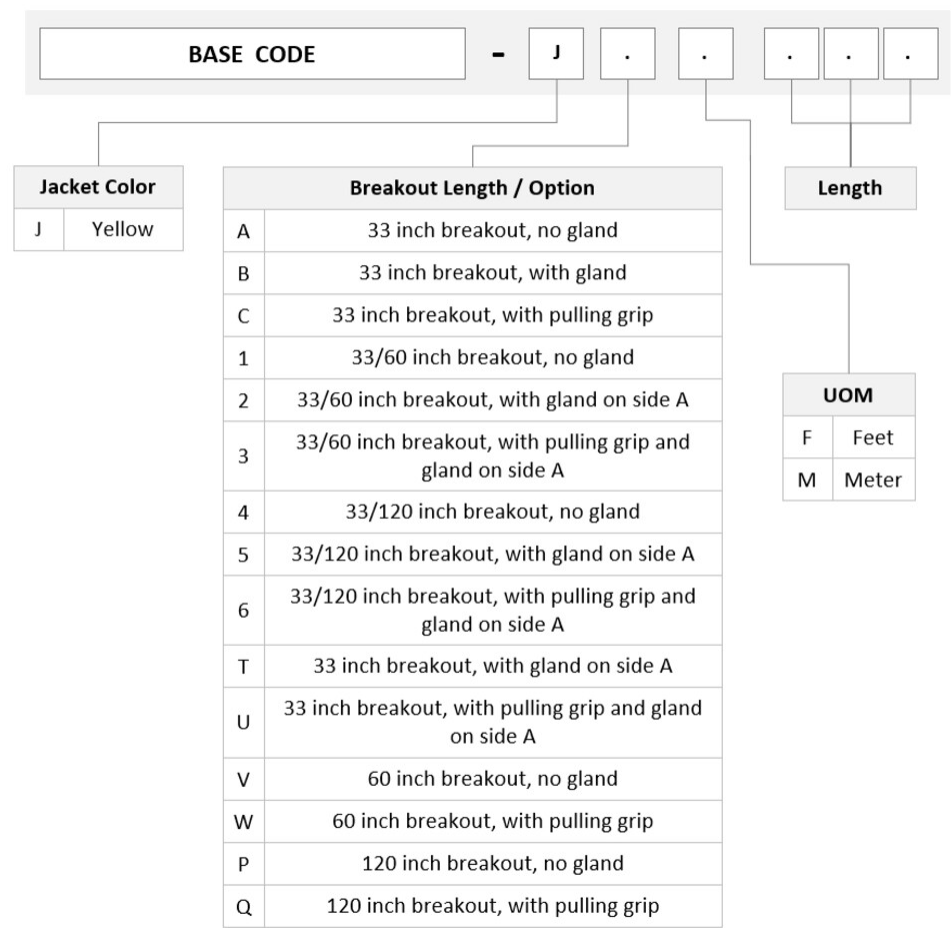
General Specifications

| | |
|------------------------------|-------------------------|
| Color, boot A | Black |
| Color, connector A | Green |
| Construction Type | Stranded |
| Furcation Color | Yellow |
| Interface, Connector A | MPO-12/APC Female |
| Interface, Connector B | Unterminated |
| Jacket Color | Yellow |
| Polarity | Method B Enhanced (ULL) |
| Fibers per Subunit, quantity | 12 |
| Total Fibers, quantity | 48 |

Dimensions

| | |
|---------------------------------|---------|
| Breakout Length | 33 in |
| Cable Assembly Length Range (m) | 3 – 999 |

Ordering Tree



Mechanical Specifications

Cable Retention Strength, maximum11.24 lb @ 0 ° | 4.40 lb @ 90 °

Optical Specifications

Fiber ModeSinglemode
Fiber TypeG.657.A2, TeraSPEED®

Environmental Specifications

Operating Temperature-10 °C to +60 °C (+14 °F to +140 °F)
Environmental SpaceDual Rated LSZH/Riser | Indoor

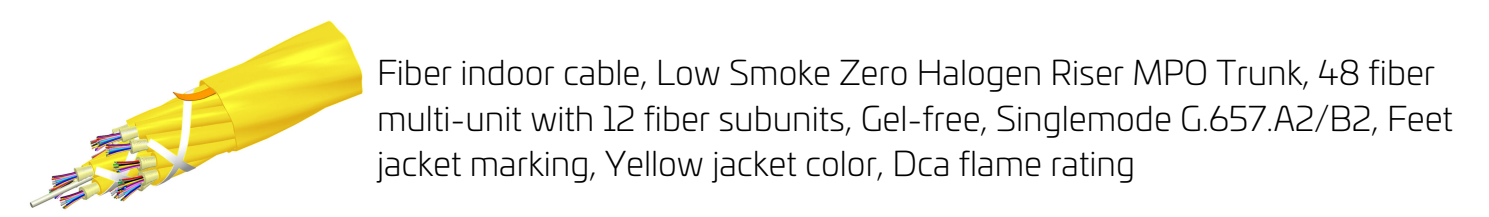
Regulatory Compliance/Certifications

| Agency | Classification |
|---------------|--|
| ANATEL | Compliant |
| CHINA-ROHS | Above maximum concentration value |
| ISO 9001:2015 | Designed, manufactured and/or distributed under this quality management system |
| REACH-SVHC | Compliant as per SVHC revision on www.commscope.com/ProductCompliance |
| ROHS | Compliant/Exempted |
| UK-ROHS | Compliant/Exempted |



Included Products

| | |
|-----------------------------------|--|
| 760237975 N-048-MP-8G1-F12YL/D | - Fiber indoor cable, Low Smoke Zero Halogen Riser MPO Trunk, 48 fiber multi-unit with 12 fiber subunits, Gel-free, Singlemode G.657.A2/B2, Feet jacket marking, Yellow jacket color, Dca flame rating |
| 860638318 | - MPO12, ULTRA LOW LOSS, FEMALE, Singlemode, GREEN, 3mm |



Product Classification

| | |
|-----------------------|---|
| Regional Availability | Asia Australia/New Zealand EMEA Latin America North America |
| Portfolio | CommScope® |
| Product Type | Fiber indoor cable |
| Product Series | N-MP |

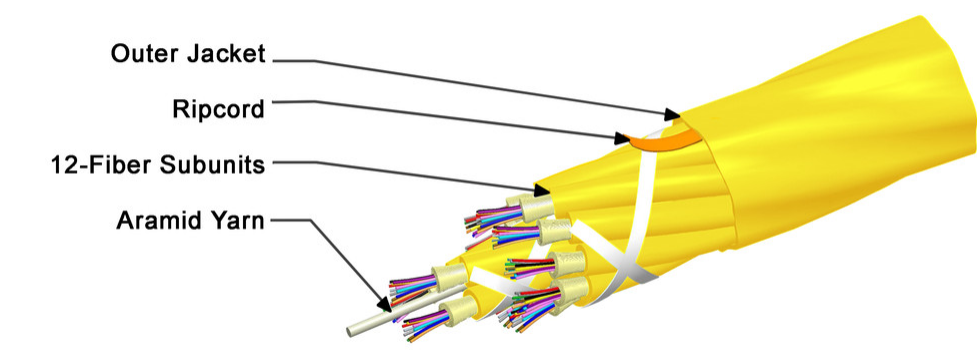
General Specifications

| | |
|------------------------------|-----------------|
| Cable Type | MPO trunk cable |
| Construction Type | Non-armored |
| Subunit Type | Gel-free |
| Jacket Color | Yellow |
| Jacket Marking | Feet |
| Subunit, quantity | 4 |
| Fibers per Subunit, quantity | 12 |
| Total Fiber Count | 48 |

Dimensions

| | |
|------------------------------|-------------------|
| Buffer Tube/Subunit Diameter | 3 mm 0.118 in |
| Diameter Over Jacket | 9.2 mm 0.362 in |

Representative Image



Mechanical Specifications

| | |
|-----------------------------------|---------------------------------------|
| Minimum Bend Radius, loaded | 138 mm 5.433 in |
| Minimum Bend Radius, unloaded | 92 mm 3.622 in |
| Tensile Load, long term, maximum | 400 N 89.924 lbf |
| Tensile Load, short term, maximum | 1335 N 300.12 lbf |
| Compression | 10 N/mm 57.101 lb/in |
| Compression Test Method | FOTP-41 IEC 60794-1 E3 |
| Flex | 300 cycles |
| Flex Test Method | FOTP-104 IEC 60794-1 E6 |
| Impact | 2.94 N-m 26.021 in lb |
| Impact Test Method | FOTP-25 IEC 60794-1 E4 |
| Strain | See long and short term tensile loads |
| Strain Test Method | FOTP-33 IEC 60794-1 E1 |
| Twist | 10 cycles |
| Twist Test Method | FOTP-85 IEC 60794-1 E7 |
| Vertical Rise, maximum | 500 m 1,640.42 ft |

Optical Specifications

| | |
|------------|---------------------------|
| Fiber Type | G.657.A2/B2 G.657.A2/B2 |
|------------|---------------------------|

Environmental Specifications

| | |
|--------------------------|-------------------------------------|
| Installation temperature | -20 °C to +60 °C (-4 °F to +140 °F) |
|--------------------------|-------------------------------------|

760237975 | N-048-MP-8G1-F12YL/D

| | |
|--|---|
| Operating Temperature | -20 °C to +70 °C (-4 °F to +158 °F) |
| Storage Temperature | -40 °C to +70 °C (-40 °F to +158 °F) |
| Cable Qualification Standards | ANSI/ICEA S-83-596 Telcordia GR-409 |
| EN50575 CPR Cable EuroClass Fire Performance | Dca |
| EN50575 CPR Cable EuroClass Smoke Rating | s2 |
| EN50575 CPR Cable EuroClass Droplets Rating | d1 |
| EN50575 CPR Cable EuroClass Acidity Rating | a1 |
| Environmental Space | Low Smoke Zero Halogen (LSZH) Riser |
| Flame Test Listing | NEC OFNR-ST1 (ETL) and c(ETL) |
| Flame Test Method | IEC 60332-3 IEC 60754-2 IEC 61034-2 UL 1666 UL 1685 |

Environmental Test Specifications

| | |
|-------------------------------|-------------------------------------|
| Heat Age | -20 °C to +85 °C (-4 °F to +185 °F) |
| Heat Age Test Method | IEC 60794-1 F9 |
| Low High Bend | -20 °C to +70 °C (-4 °F to +158 °F) |
| Low High Bend Test Method | FOTP-37 IEC 60794-1 E11 |
| Temperature Cycle | -20 °C to +70 °C (-4 °F to +158 °F) |
| Temperature Cycle Test Method | FOTP-3 IEC 60794-1 F1 |

Packaging and Weights

| | |
|--------------|--------------------------|
| Cable weight | 72 kg/km 48.382 lb/kft |
|--------------|--------------------------|


Regulatory Compliance/Certifications

| Agency | Classification |
|---------------|--|
| CENELEC | EN 50575 compliant, Declaration of Performance (DoP) available |
| CHINA-ROHS | Below maximum concentration value |
| ISO 9001:2015 | Designed, manufactured and/or distributed under this quality management system |
| ROHS | Compliant |
| UK-ROHS | Compliant |



* Footnotes

| | |
|-----------------------|---|
| Operating Temperature | Specification applicable to non-terminated bulk fiber cable |
|-----------------------|---|



MPO12, ULTRA LOW LOSS, FEMALE, Singlemode, GREEN, 3mm

Product Classification

| | |
|-----------------------|---|
| Regional Availability | Asia Australia/New Zealand EMEA Latin America North America |
| Portfolio | CommScope® |
| Product Type | Fiber connector |
| Product Brand | TeraSPEED® |

General Specifications

| | |
|-------------------|----------------|
| Color | Green |
| Color, boot | Black |
| Ferrule Geometry | Angled |
| Interface | MPO/APC Female |
| Interface Feature | Unpinned |
| Total Fiber Count | 12 |

Dimensions

| | |
|---------------------------|--------------------|
| Length | 60.1 mm 2.366 in |
| Compatible Cable Diameter | 3 mm 0.118 in |

Material Specifications

| | |
|------------------|---------|
| Ferrule Material | Polymer |
|------------------|---------|

Mechanical Specifications

| | |
|-----------------------------------|----------------|
| Cable Retention Strength, maximum | 11.24 lb @ 0 ° |
|-----------------------------------|----------------|

Optical Specifications

| | |
|-------------------------------|--|
| Fiber Mode | Singlemode |
| Fiber Type | G.652.D and G.657.A1, TeraSPEED® OS2 |
| Insertion Loss Change, mating | 0.3 dB |
| Optical Components Standard | ANSI/TIA-568-C.3 |

| | |
|------------------------------------|---------|
| Insertion Loss Change, temperature | 0.3 dB |
| Insertion Loss, maximum | 0.35 dB |
| Return Loss, minimum | 65 dB |

Packaging and Weights

| | |
|--------------------|---|
| Packaging quantity | 1 |
|--------------------|---|

Regulatory Compliance/Certifications

| Agency | Classification |
|---------------|--|
| CHINA-ROHS | Below maximum concentration value |
| ISO 9001:2015 | Designed, manufactured and/or distributed under this quality management system |
| REACH-SVHC | Compliant as per SVHC revision on www.commscope.com/ProductCompliance |
| ROHS | Compliant |
| UK-ROHS | Compliant |



* Footnotes

| | |
|------------------------------------|---|
| Insertion Loss Change, mating | TIA-568: Maximum insertion loss change after 500 matings |
| Insertion Loss Change, temperature | Maximum insertion loss change from -10 °C to +60 °C (+14 °F to +140 °F) |