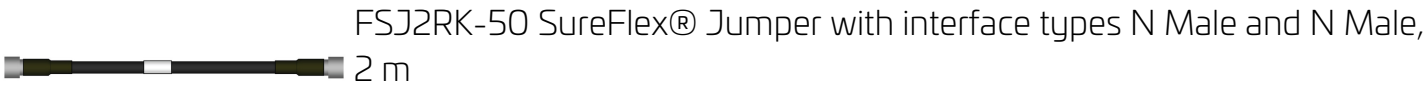


F2RNA-PNMNM-2M



Product Classification

Product Type	Wireless transmission cable assembly
Product Brand	HELIAX® SureFlex®
Product Series	FSJ2-50

General Specifications

Body Style, Connector A	Straight
Body Style, Connector B	Straight
Interface, Connector A	N Male
Interface, Connector B	N Male
Specification Sheet Revision Level	A

Dimensions

Length	2 m 6.562 ft
Nominal Size	3/8 in

VSWR/Return Loss

Frequency Band	VSWR	Return Loss (dB)
700–3000 MHz	1.222	20.01

Jumper Assembly Sample Label

F2RNA-PNMNM-2M



Environmental Specifications

EN50575 CPR Cable EuroClass Fire Performance	B2ca
EN50575 CPR Cable EuroClass Smoke Rating	s1a
EN50575 CPR Cable EuroClass Droplets Rating	d0
EN50575 CPR Cable EuroClass Acidity Rating	a1
Immersion Test Method	Meets IEC 60529:2001, IP68 in mated condition


Regulatory Compliance/Certifications

Agency	Classification
ISO 9001:2015	Designed, manufactured and/or distributed under this quality management system

Included Products

35422-48	– Heat Treated FSJ2RK-50, HELIAX® Superflexible Foam Coaxial Cable, corrugated copper, 3/8 in, black non-halogenated, fire retardant polyolefin jacket
FSJ2RK-50	– FSJ2-50, HELIAX® Superflexible Foam Coaxial Cable, corrugated copper, 3/8 in, black non-halogenated, fire retardant polyolefin jacket B2ca s1a d0 a1 Compliant

35422-48



Heat Treated FSJ2RK-50, HELIAX® Superflexible Foam Coaxial Cable, corrugated copper, 3/8 in, black non-halogenated, fire retardant polyolefin jacket

Product Classification

Product Type	Coaxial wireless cable
Product Brand	HELIAX® SureFlex®
Product Series	FSJ2-50

General Specifications

Flexibility	Superflexible
Jacket Color	Black
Performance Note	Attenuation values typical, guaranteed within 5%

Dimensions

Diameter Over Dielectric	7.112 mm 0.28 in
Diameter Over Jacket	10.922 mm 0.43 in
Inner Conductor OD	2.794 mm 0.11 in
Outer Conductor OD	9.652 mm 0.38 in
Nominal Size	3/8 in

Electrical Specifications

Cable Impedance	50 ohm ±1 ohm
Capacitance	80 pF/m 24.384 pF/ft
dc Resistance, Inner Conductor	4.232 ohms/km 1.29 ohms/kft
dc Resistance, Outer Conductor	4.987 ohms/km 1.52 ohms/kft
dc Test Voltage	2300 V
Inductance	0.2 µH/m 0.061 µH/ft
Insulation Resistance	100000 MOhms-km
Jacket Spark Test Voltage (rms)	4000 V
Operating Frequency Band	1 – 13400 MHz
Peak Power	13.2 kW

35422-48

Velocity 83 %

VSWR/Return Loss

Frequency Band	VSWR	Return Loss (dB)
680–960 MHz	1.201	20.79
1700–2200 MHz	1.201	20.79
2200–2700 MHz	1.433	14.99

Attenuation

Frequency (MHz)	Attenuation (dB/100 m)	Attenuation (dB/100 ft)	Average Power (kW)
1.0	0.383	0.117	13.2
1.5	0.469	0.143	13.2
2.0	0.542	0.165	13.2
10.0	1.219	0.372	6.97
20.0	1.732	0.528	4.91
30.0	2.128	0.649	3.99
50.0	2.762	0.842	3.08
85.0	3.626	1.105	2.34
88.0	3.691	1.125	2.3
100.0	3.943	1.202	2.16
108.0	4.103	1.25	2.07
150.0	4.864	1.482	1.75
174.0	5.254	1.601	1.62
200.0	5.65	1.722	1.5
204.0	5.709	1.74	1.49
300.0	6.99	2.13	1.22
400.0	8.139	2.481	1.04
450.0	8.665	2.641	0.98
460.0	8.767	2.672	0.97
500.0	9.166	2.794	0.93
512.0	9.283	2.829	0.92
600.0	10.107	3.081	0.84
700.0	10.983	3.347	0.77
800.0	11.807	3.599	0.72
824.0	11.998	3.657	0.71

35422-48

894.0	12.542	3.823	0.68
960.0	13.04	3.974	0.65
1000.0	13.334	4.064	0.64
1218.0	14.861	4.529	0.57
1250.0	15.075	4.595	0.56
1500.0	16.68	5.084	0.51
1700.0	17.887	5.452	0.48
1794.0	18.436	5.619	0.46
1800.0	18.47	5.629	0.46
2000.0	19.599	5.974	0.43
2100.0	20.147	6.141	0.42
2200.0	20.685	6.305	0.41
2300.0	21.214	6.466	0.4
2500.0	22.247	6.781	0.38
2700.0	23.249	7.086	0.37
3000.0	24.701	7.529	0.34
3400.0	26.558	8.094	0.32
3600.0	27.456	8.368	0.31
3700.0	27.899	8.503	0.3
3800.0	28.337	8.637	0.3
3900.0	28.771	8.769	0.3
4000.0	29.201	8.9	0.29
4100.0	29.628	9.03	0.29
4200.0	30.051	9.159	0.28
4300.0	30.47	9.287	0.28
4400.0	30.886	9.414	0.28
4500.0	31.298	9.539	0.27
4600.0	31.708	9.664	0.27
4700.0	32.114	9.788	0.26
4800.0	32.518	9.911	0.26
4900.0	32.919	10.033	0.26
5000.0	33.316	10.154	0.26
6000.0	37.158	11.325	0.23
8000.0	44.264	13.491	0.19
8800.0	46.943	14.308	0.18



10000.0	50.826	15.491	0.17
12000.0	57.001	17.373	0.15

Material Specifications

Dielectric Material	Foam PE
Jacket Material	Non-halogenated, fire retardant polyolefin
Inner Conductor Material	Copper-clad aluminum wire
Outer Conductor Material	Corrugated copper

Mechanical Specifications

Minimum Bend Radius, multiple Bends	25.4 mm 1 in
Minimum Bend Radius, single Bend	25.4 mm 1 in
Number of Bends, minimum	30
Number of Bends, typical	50
Tensile Strength	95 kg 209.439 lb
Bending Moment	2.3 N-m 20.357 in lb
Flat Plate Crush Strength	1.8 kg/mm 100.795 lb/in

Environmental Specifications

Installation temperature	-40 °C to +60 °C (-40 °F to +140 °F)
Operating Temperature	-40 °C to +60 °C (-40 °F to +140 °F)
Storage Temperature	-40 °C to +60 °C (-40 °F to +140 °F)
Attenuation, Ambient Temperature	68 °F 20 °C
Average Power, Ambient Temperature	104 °F 40 °C
Average Power, Inner Conductor Temperature	212 °F 100 °C
Fire Retardancy Test Method	NFPA 130-2010 UL 1666/CATVR
Smoke Index Test Method	IEC 61034
Toxicity Index Test Method	IEC 60754-1 IEC 60754-2


Packaging and Weights

Cable weight	0.13 kg/m 0.087 lb/ft
--------------	-------------------------

Regulatory Compliance/Certifications

Agency	Classification
--------	----------------

FSJ2RK-50



FSJ2-50, HELIAX® Superflexible Foam Coaxial Cable, corrugated copper, 3/8 in, black non-halogenated, fire retardant polyolefin jacket B2ca s1a d0 a1 Compliant

Product Classification

Product Type	Coaxial wireless cable
Product Brand	HELIAX® SureFlex®
Product Series	FSJ2-50

General Specifications

Product Number	520102002/00 SZ520102002/00
Flexibility	Superflexible
Jacket Color	Black
Performance Note	Attenuation values typical, guaranteed within 5%

Dimensions

Diameter Over Dielectric	7.112 mm 0.28 in
Diameter Over Jacket	10.922 mm 0.43 in
Inner Conductor OD	2.794 mm 0.11 in
Outer Conductor OD	9.652 mm 0.38 in
Nominal Size	3/8 in

Electrical Specifications

Cable Impedance	50 ohm ±1 ohm
Capacitance	80 pF/m 24.384 pF/ft
dc Resistance, Inner Conductor	4.232 ohms/km 1.29 ohms/kft
dc Resistance, Outer Conductor	4.987 ohms/km 1.52 ohms/kft
dc Test Voltage	2300 V
Inductance	0.2 µH/m 0.061 µH/ft
Insulation Resistance	100000 MOhms-km
Jacket Spark Test Voltage (rms)	4000 V
Operating Frequency Band	1 – 13400 MHz

FSJ2RK-50

Peak Power	13.2 kW
Velocity	83 %

VSWR/Return Loss

Frequency Band	VSWR	Return Loss (dB)
680–960 MHz	1.201	20.79
1700–2200 MHz	1.201	20.79
2200–2700 MHz	1.433	14.99

Attenuation

Frequency (MHz)	Attenuation (dB/100 m)	Attenuation (dB/100 ft)	Average Power (kW)
1.0	0.383	0.117	13.2
1.5	0.469	0.143	13.2
2.0	0.542	0.165	13.2
10.0	1.219	0.372	6.97
20.0	1.732	0.528	4.91
30.0	2.128	0.649	3.99
50.0	2.762	0.842	3.08
85.0	3.626	1.105	2.34
88.0	3.691	1.125	2.3
100.0	3.943	1.202	2.16
108.0	4.103	1.25	2.07
150.0	4.864	1.482	1.75
174.0	5.254	1.601	1.62
200.0	5.65	1.722	1.5
204.0	5.709	1.74	1.49
300.0	6.99	2.13	1.22
400.0	8.139	2.481	1.04
450.0	8.665	2.641	0.98
460.0	8.767	2.672	0.97
500.0	9.166	2.794	0.93
512.0	9.283	2.829	0.92
600.0	10.107	3.081	0.84
700.0	10.983	3.347	0.77
800.0	11.807	3.599	0.72

FSJ2RK-50

824.0	11.998	3.657	0.71
894.0	12.542	3.823	0.68
960.0	13.04	3.974	0.65
1000.0	13.334	4.064	0.64
1218.0	14.861	4.529	0.57
1250.0	15.075	4.595	0.56
1500.0	16.68	5.084	0.51
1700.0	17.887	5.452	0.48
1794.0	18.436	5.619	0.46
1800.0	18.47	5.629	0.46
2000.0	19.599	5.974	0.43
2100.0	20.147	6.141	0.42
2200.0	20.685	6.305	0.41
2300.0	21.214	6.466	0.4
2500.0	22.247	6.781	0.38
2700.0	23.249	7.086	0.37
3000.0	24.701	7.529	0.34
3400.0	26.558	8.094	0.32
3600.0	27.456	8.368	0.31
3700.0	27.899	8.503	0.3
3800.0	28.337	8.637	0.3
3900.0	28.771	8.769	0.3
4000.0	29.201	8.9	0.29
4100.0	29.628	9.03	0.29
4200.0	30.051	9.159	0.28
4300.0	30.47	9.287	0.28
4400.0	30.886	9.414	0.28
4500.0	31.298	9.539	0.27
4600.0	31.708	9.664	0.27
4700.0	32.114	9.788	0.26
4800.0	32.518	9.911	0.26
4900.0	32.919	10.033	0.26
5000.0	33.316	10.154	0.26
6000.0	37.158	11.325	0.23
8000.0	44.264	13.491	0.19



FSJ2RK-50

8800.0	46.943	14.308	0.18
10000.0	50.826	15.491	0.17
12000.0	57.001	17.373	0.15

Material Specifications

Dielectric Material	Foam PE
Jacket Material	Non-halogenated, fire retardant polyolefin
Inner Conductor Material	Copper-clad aluminum wire
Outer Conductor Material	Corrugated copper

Mechanical Specifications

Minimum Bend Radius, multiple Bends	25.4 mm 1 in
Minimum Bend Radius, single Bend	25.4 mm 1 in
Number of Bends, minimum	30
Number of Bends, typical	50
Tensile Strength	95 kg 209.439 lb
Bending Moment	2.3 N-m 20.357 in lb
Flat Plate Crush Strength	1.8 kg/mm 100.795 lb/in

Environmental Specifications

Installation temperature	-40 °C to +60 °C (-40 °F to +140 °F)
Operating Temperature	-40 °C to +60 °C (-40 °F to +140 °F)
Storage Temperature	-40 °C to +60 °C (-40 °F to +140 °F)
Attenuation, Ambient Temperature	68 °F 20 °C
Average Power, Ambient Temperature	104 °F 40 °C
Average Power, Inner Conductor Temperature	212 °F 100 °C
EN50575 CPR Cable EuroClass Fire Performance	B2ca
EN50575 CPR Cable EuroClass Smoke Rating	s1a
EN50575 CPR Cable EuroClass Droplets Rating	d0
EN50575 CPR Cable EuroClass Acidity Rating	a1
Fire Retardancy Test Method	IEC 60332-1-2 IEC 60332-3-24 NFPA 130-2010 UL 1666/CATVR /CMR UL 1685
Smoke Index Test Method	IEC 61034
Toxicity Index Test Method	IEC 60754-1 IEC 60754-2

FSJ2RK-50

Packaging and Weights

Cable weight 0.13 kg/m | 0.087 lb/ft

Regulatory Compliance/Certifications

Agency	Classification
CENELEC	EN 50575 compliant, Declaration of Performance (DoP) available
CHINA-ROHS	Below maximum concentration value
ISO 9001:2015	Designed, manufactured and/or distributed under this quality management system
REACH-SVHC	Compliant as per SVHC revision on www.andrew.com/ProductCompliance
ROHS	Compliant
UK-ROHS	Compliant

