


# JAAHH-65C-R3B-V3



8-port sector antenna, 2x 698–803, 2x 824–894 and 4x 1695–2360 MHz, 65° HPBW, 3x RET and low bands have diplexers. Internal SBT's on first LB(Port 1) and first HB(Port 5)

- Internal SBT on low and high band allow remote RET control from the radio over the RF jumper cable
- One RET for 700MHz, one RET for 850MHz, and one RET for both high bands to ensure same tilt level for 4x Rx or 4x MIMO
- Internal filter on low band and interleaved dipole technology providing for attractive, low wind load mechanical package
- Separate RS-485 RET input/output for low and high band
- Supports re-configurable antenna sharing capability enabling control of the internal RET system using up to two separate RET compatible OEM radios
- The antenna is supplied with mounting kits that provide 0 degree of mechanical downtilt; optional downtilt mounting kits are available

## General Specifications

Antenna Type	Sector
Band	Multiband
Color	Light Gray (RAL 7035)
Grounding Type	RF connector body grounded to reflector and mounting bracket
Performance Note	Outdoor usage   Wind loading figures are validated by wind tunnel measurements described in white paper WP-112534-EN
Radome Material	Fiberglass, UV resistant
Radiator Material	Low loss circuit board
Reflector Material	Aluminum
RF Connector Interface	4.3-10 Female
RF Connector Location	Bottom
RF Connector Quantity, high band	4
RF Connector Quantity, mid band	0
RF Connector Quantity, low band	4
RF Connector Quantity, total	8

## Remote Electrical Tilt (RET) Information

RET Hardware	CommRET v2
RET Interface	8-pin DIN Female   8-pin DIN Male

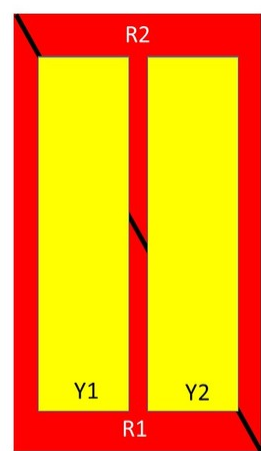
# JAAHH-65C-R3B-V3

RET Interface, quantity	2 female   2 male
Input Voltage	10–30 Vdc
Internal Bias Tee	Port 1   Port 5
Internal RET	High band (1)   Low band (2)
Power Consumption, idle state, maximum	1 W
Power Consumption, normal conditions, maximum	8 W
Protocol	3GPP/AISG 2.0 (Single RET)

## Dimensions

Width	350 mm   13.78 in
Depth	208 mm   8.189 in
Length	2438 mm   95.984 in
Net Weight, without mounting kit	36.2 kg   79.807 lb

## Array Layout



Array	Freq (MHz)	Conns	RET (SRET)	AISG RET UID
R1	698-803	1-2	1	CPxxxxxxxxxxxxR1
R2	824-894	3-4	2	CPxxxxxxxxxxxxR2
Y1	1695-2360	5-6	3	CPxxxxxxxxxxxxY1
Y2	1695-2360	7-8		

Left


Right

Bottom

(Sizes of colored boxes are not true depictions of array sizes)

## Port Configuration

# JAHH-65C-R3B-V3



## Electrical Specifications

Impedance	50 ohm
Operating Frequency Band	1695 – 2360 MHz   698 – 803 MHz   824 – 894 MHz
Polarization	±45°
Total Input Power, maximum	900 W @ 50 °C

## Electrical Specifications

Frequency Band, MHz	698–803	824–894	1695–1880	1850–1990	1920–2200	2300–2360
Gain, dBi	15.7	16.1	18.2	18.8	19.1	19.5
Beamwidth, Horizontal, degrees	67	65	63	60	60	64
Beamwidth, Vertical, degrees	9.6	8.6	5.6	5.1	4.8	4.4
Beam Tilt, degrees	0–11	0–11	2–12	2–12	2–12	2–12
USLS (First Lobe), dB	18	18	20	19	20	20
Front-to-Back Ratio at 180°, dB	30	32	36	40	37	37
Isolation, Cross Polarization, dB	25	25	25	25	25	25
Isolation, Inter-band, dB	30	30	30	30	30	30
VSWR   Return loss, dB	1.5   14.0	1.5   14.0	1.5   14.0	1.5   14.0	1.5   14.0	1.5   14.0

# JAHH-65C-R3B-V3

<b>PIM, 3rd Order, 2 x 20 W, dBc</b>	-150	-150	-150	-150	-150	-150
<b>Input Power per Port at 50°C, maximum, watts</b>	300	300	250	250	250	200

## Mechanical Specifications

<b>Effective Projective Area (EPA), frontal</b>	0.4 m <sup>2</sup>   4.306 ft <sup>2</sup>
<b>Effective Projective Area (EPA), lateral</b>	0.34 m <sup>2</sup>   3.66 ft <sup>2</sup>
<b>Mechanical Tilt Range</b>	0°–12°
<b>Wind Loading @ Velocity, frontal</b>	425.0 N @ 150 km/h (95.5 lbf @ 150 km/h)
<b>Wind Loading @ Velocity, lateral</b>	361.0 N @ 150 km/h (81.2 lbf @ 150 km/h)
<b>Wind Loading @ Velocity, maximum</b>	900.0 N @ 150 km/h (202.3 lbf @ 150 km/h)
<b>Wind Loading @ Velocity, rear</b>	451.0 N @ 150 km/h (101.4 lbf @ 150 km/h)
<b>Wind Speed, maximum</b>	241 km/h (150 mph)

## Packaging and Weights

<b>Width, packed</b>	456 mm   17.953 in
<b>Depth, packed</b>	357 mm   14.055 in
<b>Length, packed</b>	2585 mm   101.772 in
<b>Weight, gross</b>	48.5 kg   106.924 lb

## Regulatory Compliance/Certifications

<b>Agency</b>	<b>Classification</b>
CHINA-ROHS	Above maximum concentration value
ISO 9001:2015	Designed, manufactured and/or distributed under this quality management system
ROHS	Compliant/Exempted
UK-ROHS	Compliant/Exempted



## Included Products

BSAMNT-2F	–	Mounting bracket for cylindrical pipe installations (60-115mm pipe diameter) for fix mechanical tilt applications.
-----------	---	--------------------------------------------------------------------------------------------------------------------

## \* Footnotes

<b>Performance Note</b>	Severe environmental conditions may degrade optimum performance
-------------------------	-----------------------------------------------------------------

# BSAMNT-2F



Mounting bracket for cylindrical pipe installations (60-115mm pipe diameter) for fix mechanical tilt applications.

## Product Classification

**Product Type** Fixed tilt mounting kit

## General Specifications

**Application** Outdoor

**Color** Silver

## Dimensions

**Compatible Diameter, maximum** 115 mm | 4.528 in

**Compatible Diameter, minimum** 60 mm | 2.362 in

**Weight, net** 3.8 kg | 8.378 lb

## Material Specifications

**Material Type** Galvanized steel

## Packaging and Weights

**Included** Brackets | Hardware

**Packaging quantity** 1

**Weight, gross** 4 kg | 8.818 lb

## Regulatory Compliance/Certifications

Agency	Classification
CE	Compliant with the relevant CE product directives
CHINA-ROHS	Below maximum concentration value
ISO 9001:2015	Designed, manufactured and/or distributed under this quality management system
REACH-SVHC	Compliant as per SVHC revision on <a href="http://www.andrew.com/ProductCompliance">www.andrew.com/ProductCompliance</a>
ROHS	Compliant
UK-ROHS	Compliant

# BSAMNT-2F

---

