


RV4PX310R-V2



10-port sector antenna, 2x 694–960 and 8x 1695–2690 MHz, 65° HPBW, 5x RET with manual override. Bands cascaded SRET.

- Integrated Internal Remote Electrical Tilt (RET), with independent control of electrical tilt with manual override on all arrays
- All Internal RET actuators are connected in “Cascaded SRET” configuration

General Specifications

Antenna Type	Sector
Band	Multiband
Grounding Type	RF connector inner conductor and body grounded to reflector and mounting bracket
Performance Note	Outdoor usage Wind loading figures are validated by wind tunnel measurements described in white paper WP-112534-EN
Radome Material	Fiberglass, UV resistant
Radiator Material	Low loss circuit board
Reflector Material	Aluminum
RF Connector Interface	7-16 DIN Female
RF Connector Location	Bottom
RF Connector Quantity, high band	8
RF Connector Quantity, mid band	0
RF Connector Quantity, low band	2
RF Connector Quantity, total	10

Remote Electrical Tilt (RET) Information

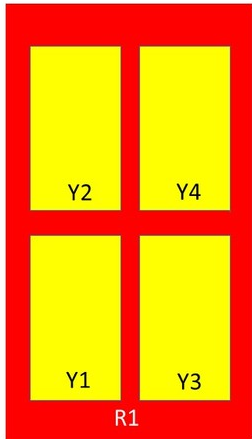
RET Interface	8-pin DIN Female 8-pin DIN Male
RET Interface, quantity	1 female 1 male
Input Voltage	10–30 Vdc
Internal RET	High band (4) Low band (1)
Power Consumption, idle state, maximum	2 W
Power Consumption, normal conditions, maximum	13 W
Protocol	3GPP/AISG 2.0 (Single RET)

Dimensions

RV4PX310R-V2

Width	350 mm 13.78 in
Depth	208 mm 8.189 in
Length	2533 mm 99.724 in
Net Weight, without mounting kit	39 kg 85.98 lb

Array Layout



Array	Freq (MHz)	Conns	RET (SRET)	AISG RET UID
R1	694-960	1-2	1	ARxxxxxxxxxxxxxxxxx1
Y1	1695-2690	3-4	2	ARxxxxxxxxxxxxxxxxx2
Y2	1695-2690	5-6	3	ARxxxxxxxxxxxxxxxxx3
Y3	1695-2690	7-8	4	ARxxxxxxxxxxxxxxxxx4
Y4	1695-2690	9-10	5	ARxxxxxxxxxxxxxxxxx5

Left Right
Bottom

(Sizes of colored boxes are not true depictions of array sizes)

Electrical Specifications

Impedance	50 ohm
Operating Frequency Band	1695 – 2690 MHz 694 – 960 MHz
Polarization	±45°
Total Input Power, maximum	1,000 W @ 50 °C

Electrical Specifications

Frequency Band, MHz	694–798	790–894	890–960	1695–1880	1850–1990	1920–2200	2300–2690
Gain, dBi	16	16.6	16.9	16.8	16.9	17.2	18
Beamwidth, Horizontal, degrees	69	68	66	63	62	63	61
Beamwidth, Vertical, degrees	9.9	8.7	8.1	8.3	7.7	7.1	6
Beam Tilt, degrees	0–10	0–10	0–10	0–10	0–10	0–10	0–10
USLS (First Lobe), dB	18	18	18	18	18	18	18
Null Fill, dB	-22	-22	-22	-22	-22	-22	-22

RV4PX310R-V2

Front-to-Back Ratio at 180°, dB	31	34	33	32	39	37	38
Isolation, Cross Polarization, dB	28	28	28	30	30	30	30
Isolation, Inter-band, dB	30	30	30	30	30	30	30
VSWR Return loss, dB	1.5 14.0	1.5 14.0	1.5 14.0	1.5 14.0	1.5 14.0	1.5 14.0	1.5 14.0
PIM, 3rd Order, 2 x 20 W, dBc	-150	-150	-150	-150	-150	-150	-150
Input Power per Port at 50°C, maximum, watts	200	200	200	175	175	175	175

Mechanical Specifications

Effective Projective Area (EPA), frontal	0.42 m ² 4.521 ft ²
Effective Projective Area (EPA), lateral	0.36 m ² 3.875 ft ²
Wind Loading @ Velocity, frontal	445.0 N @ 150 km/h (100.0 lbf @ 150 km/h)
Wind Loading @ Velocity, lateral	379.0 N @ 150 km/h (85.2 lbf @ 150 km/h)
Wind Loading @ Velocity, maximum	942.0 N @ 150 km/h (211.8 lbf @ 150 km/h)
Wind Loading @ Velocity, rear	472.0 N @ 150 km/h (106.1 lbf @ 150 km/h)
Wind Speed, maximum	241 km/h (150 mph)

Packaging and Weights

Width, packed	456 mm 17.953 in
Depth, packed	357 mm 14.055 in
Length, packed	2834 mm 111.575 in
Weight, gross	56 kg 123.459 lb

Regulatory Compliance/Certifications

Agency	Classification
CE	Compliant with the relevant CE product directives
CHINA-ROHS	Above maximum concentration value
ISO 9001:2015	Designed, manufactured and/or distributed under this quality management system
REACH-SVHC	Compliant as per SVHC revision on www.andrew.com/ProductCompliance
ROHS	Compliant/Exempted
UK-ROHS	Compliant/Exempted



RV4PX310R-V2

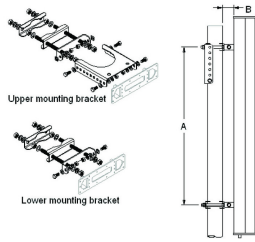
Included Products

- T-029-GL-E – Adjustable Tilt Pipe Mounting Kit for 2.362"-4.5" (60-115mm) OD round members for panel antennas. Includes 2 clamp sets.

* Footnotes

Performance Note Severe environmental conditions may degrade optimum performance

T-029-GL-E



Adjustable Tilt Pipe Mounting Kit for 2.362"-4.5" (60-115mm) OD round members for panel antennas. Includes 2 clamp sets.

Product Classification

Product Type Adjustable tilt mounting kit

General Specifications

Application Outdoor

Color Silver

Dimensions

Compatible Length, maximum 2850 mm | 112.205 in

Compatible Length, minimum 1500 mm | 59.055 in

Compatible Diameter, maximum 115 mm | 4.528 in

Compatible Diameter, minimum 60 mm | 2.362 in

Antenna-to-Pipe Distance 85 mm | 3.346 in

Bracket-to-Bracket Distance 1400 mm | 55.118 in

Weight, net 6 kg | 13.228 lb

Material Specifications

Material Type Galvanized steel

Mechanical Specifications

Mechanical Tilt 0°-8°

Packaging and Weights

Included Brackets | Hardware

Packaging quantity 1

Regulatory Compliance/Certifications

Agency	Classification
CE	Compliant with the relevant CE product directives

T-029-GL-E

CHINA-ROHS	Below maximum concentration value
ISO 9001:2015	Designed, manufactured and/or distributed under this quality management system
REACH-SVHC	Compliant as per SVHC revision on www.andrew.com/ProductCompliance
ROHS	Compliant
UK-ROHS	Compliant

