

SSPX310R-V2



4-port sector antenna, 4x 3300–3800 MHz, 65° HPBW, 2x RET with manual override

- Integrated Internal Remote Electrical Tilt (RET), with independent control of electrical tilt with manual override on all arrays

General Specifications

Antenna Type	Sector
Band	Single band
Grounding Type	RF connector inner conductor and body grounded to reflector and mounting bracket
Performance Note	Outdoor usage
Radome Material	ASA, UV stabilized
RF Connector Interface	4.3-10 Female
RF Connector Location	Bottom
RF Connector Quantity, high band	4
RF Connector Quantity, mid band	0
RF Connector Quantity, low band	0
RF Connector Quantity, total	4

Remote Electrical Tilt (RET) Information

RET Interface	8-pin DIN Male
RET Interface, quantity	1 male
Input Voltage	10–30 Vdc
Internal RET	High band (2)
Power Consumption, idle state, maximum	2 W
Power Consumption, normal conditions, maximum	13 W
Protocol	3GPP/AISG 2.0 (Single RET)

Dimensions

Width	300 mm 11.811 in
-------	--------------------

SSPX310R-V2

Depth	115 mm 4.528 in
Length	752 mm 29.606 in
Net Weight, without mounting kit	7.5 kg 16.535 lb

Electrical Specifications

Impedance	50 ohm
Operating Frequency Band	3300 – 3800 MHz
Polarization	±45°

Electrical Specifications

Frequency Band, MHz	3300–3550	3550–3800
Gain, dBi	17.7	18
Beamwidth, Horizontal, degrees	64	61
Beamwidth, Vertical, degrees	7.3	6.8
Beam Tilt, degrees	0–10	0–10
USLS (First Lobe), dB	23	24
Front-to-Back Ratio at 180°, dB	33	32
Isolation, Cross Polarization, dB	30	30
VSWR Return loss, dB	1.43 15.0	1.43 15.0
PIM, 3rd Order, 2 x 20 W, dBc	-140	-140
Input Power per Port, maximum, watts	150	150

Mechanical Specifications

Wind Loading @ Velocity, frontal	253.0 N @ 150 km/h (56.9 lbf @ 150 km/h)
Wind Loading @ Velocity, lateral	59.0 N @ 150 km/h (13.3 lbf @ 150 km/h)
Wind Loading @ Velocity, rear	302.0 N @ 150 km/h (67.9 lbf @ 150 km/h)
Wind Speed, maximum	241 km/h (150 mph)



Packaging and Weights

Width, packed	356 mm 14.016 in
Depth, packed	201 mm 7.913 in
Length, packed	944 mm 37.165 in
Weight, gross	17 kg 37.479 lb

Regulatory Compliance/Certifications

SSPX310R-V2

Agency	Classification
CE	Compliant with the relevant CE product directives
CHINA-ROHS	Above maximum concentration value
ISO 9001:2015	Designed, manufactured and/or distributed under this quality management system
ROHS	Compliant/Exempted
UK-ROHS	Compliant/Exempted



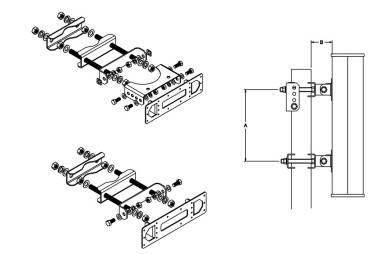
Included Products

T-095-GL-E	–	Adjustable Tilt Pipe Mounting Kit for 2.0"-4.5" (60-115mm) OD round members for panel antennas. Includes 2 clamp sets.
------------	---	------------------------------------------------------------------------------------------------------------------------

* Footnotes

Performance Note	Severe environmental conditions may degrade optimum performance
------------------	-----------------------------------------------------------------

T-095-GL-E



Adjustable Tilt Pipe Mounting Kit for 2.0"-4.5" (60-115mm) OD round members for panel antennas. Includes 2 clamp sets.

Product Classification

Product Type Adjustable tilt mounting kit

General Specifications

Application Outdoor

Color Silver

Dimensions

Compatible Length, maximum 850 mm | 33.465 in

Compatible Length, minimum 600 mm | 23.622 in

Compatible Diameter, maximum 115 mm | 4.528 in

Compatible Diameter, minimum 60 mm | 2.362 in

Antenna-to-Pipe Distance 85 mm | 3.346 in

Bracket-to-Bracket Distance 480 mm | 18.898 in

Weight, net 5.5 kg | 12.125 lb

Material Specifications

Material Type Galvanized steel

Mechanical Specifications

Mechanical Tilt 0°–15° in steps of 5°

Packaging and Weights

Included Brackets | Hardware

Packaging quantity 1

Regulatory Compliance/Certifications

Agency	Classification
ISO 9001:2015	Designed, manufactured and/or distributed under this quality management system

T-095-GL-E
