

RR2VV-6533D-R6



12-port sector/multibeam antenna, 4x 698–960 MHz 65° HPBW and 8x 1710–2690 MHz 4x 33° HPBW, 6x RET

- All Internal RET actuators are connected in “Cascaded SRET” configuration
- Uses the 4.3-10 connector which is 40 percent smaller than the 7-16 DIN connector
- Enhances network capacity through six sectors on high band while maintaining low band coverage layer through three sectors with only three antenna faces

General Specifications

Antenna Type	Sector
Band	Multiband
Color	Light Gray (RAL 7035)
Grounding Type	RF connector inner conductor and body grounded to reflector and mounting bracket
Performance Note	Outdoor usage
Radome Material	Fiberglass, UV resistant
Radiator Material	Low loss circuit board
Reflector Material	Aluminum
RF Connector Interface	4.3-10 Female
RF Connector Location	Bottom
RF Connector Quantity, high band	8
RF Connector Quantity, mid band	0
RF Connector Quantity, low band	4
RF Connector Quantity, total	12

Remote Electrical Tilt (RET) Information

RET Hardware	CommRET v2
RET Interface	8-pin DIN Female 8-pin DIN Male
RET Interface, quantity	1 female 1 male
Input Voltage	10–30 Vdc
Internal RET	High band (4) Low band (2)
Power Consumption, active state, maximum	8 W
Power Consumption, idle state, maximum	1 W

RR2VV-6533D-R6

Protocol 3GPP/AISG 2.0 (Single RET)

Dimensions


Width 498 mm | 19.606 in

Depth 197 mm | 7.756 in

Length 2688 mm | 105.827 in

Net Weight, antenna only 52.6 kg | 115.963 lb

Array Layout




RF Connector	Array ID	Frequency (MHz)	RET (SRET)	AISG RET UID
1 - 2	R1	698-960	1	CPxxxxxxxxxxxxxxxxR1
3 - 4	R2	698-960	2	CPxxxxxxxxxxxxxxxxR2
5 - 6	Y1	1710-2690	3	CPxxxxxxxxxxxxxxxxY1
7 - 8	Y2	1710-2690	4	CPxxxxxxxxxxxxxxxxY2
9 - 10	Y3	1710-2690	5	CPxxxxxxxxxxxxxxxxY3
11 - 12	Y4	1710-2690	6	CPxxxxxxxxxxxxxxxxY4

(Sizes of colored boxes are not true depictions of array sizes)

Port Configuration

RR2VV-6533D-R6



Electrical Specifications

Impedance	50 ohm
Operating Frequency Band	1710 – 2690 MHz 698 – 960 MHz
Polarization	±45°
Total Input Power, maximum	1,400 W

Electrical Specifications

Frequency Band, MHz	698–790	790–890	890–960	1710–1880	1850–1990	1920–2180	2300–2500	2500–2690
Gain, dBi	15.7	16.1	16.5	18.3	19	19.5	19.8	19.8
Beamwidth, Horizontal, degrees	69	62	60	32	30	30	26	26
Beamwidth, Vertical, degrees	9.2	8.3	7.5	7.3	6.8	6.4	5.6	5.2
Beam Tilt, degrees	2–12	2–12	2–12	2–12	2–12	2–12	2–12	2–12
USLS (First Lobe), dB	19	21	17	17	18	18	18	19
Front-to-Back Ratio at 180°, dB	29	28	31	36	36	36	33	32
Isolation, Cross Polarization, dB	25	25	25	25	25	25	25	25
Isolation, Inter-band, dB	25	25	25	25	25	25	25	25
VSWR Return loss, dB	1.5 14.0	1.5 14.0	1.5 14.0	1.5 14.0	1.5 14.0	1.5 14.0	1.5 14.0	1.5 14.0
PIM, 3rd Order, 2 x 20 W, dBc	-150	-150	-150	-150	-150	-150	-150	-150

RR2VV-6533D-R6

Input Power per Port at 50°C, maximum, watts 300 300 300 200 200 200 200 200

Mechanical Specifications

Wind Loading @ Velocity, frontal	1,070.0 N @ 150 km/h (240.5 lbf @ 150 km/h)
Wind Loading @ Velocity, lateral	375.0 N @ 150 km/h (84.3 lbf @ 150 km/h)
Wind Loading @ Velocity, maximum	1,385.0 N @ 150 km/h (311.4 lbf @ 150 km/h)
Wind Loading @ Velocity, rear	880.0 N @ 150 km/h (197.8 lbf @ 150 km/h)
Wind Speed, maximum	241.4 km/h (150 mph)

Packaging and Weights

Width, packed	565 mm 22.244 in
Depth, packed	309 mm 12.165 in
Length, packed	2935 mm 115.551 in
Weight, gross	75 kg 165.347 lb

Regulatory Compliance/Certifications

Agency	Classification
CHINA-ROHS	Above maximum concentration value
ISO 9001:2015	Designed, manufactured and/or distributed under this quality management system
ROHS	Compliant/Exempted
UK-ROHS	Compliant/Exempted




Included Products

- BSAMNT-4 – Wide Profile Antenna Downtilt Mounting Kit for 2.4 - 4.5 in (60 - 115 mm) OD round members. Kit contains one scissor top bracket set and one bottom bracket set.
- BSAMNT-M4 – Middle Downtilt Mounting Kit for Long Antennas for 2.4 - 4.5 in (60 - 115 mm) OD round members. Kit contains one scissor bracket set.

* Footnotes

Performance Note Severe environmental conditions may degrade optimum performance

BSAMNT-4



Wide Profile Antenna Downtilt Mounting Kit for 2.4 - 4.5 in (60 - 115 mm) OD round members. Kit contains one scissor top bracket set and one bottom bracket set.

Product Classification

Product Type Downtilt mounting kit

General Specifications

Application Outdoor

Color Silver

Dimensions

Compatible Diameter, maximum 115 mm | 4.528 in

Compatible Diameter, minimum 60 mm | 2.362 in

Weight, net 6.5 kg | 14.33 lb

Material Specifications

Material Type Galvanized steel

Packaging and Weights

Included Brackets | Hardware

Packaging quantity 1

Regulatory Compliance/Certifications

Agency	Classification
CHINA-ROHS	Below maximum concentration value
ISO 9001:2015	Designed, manufactured and/or distributed under this quality management system
REACH-SVHC	Compliant as per SVHC revision on www.andrew.com/ProductCompliance
ROHS	Compliant
UK-ROHS	Compliant



BSAMNT-M4



Middle Downtilt Mounting Kit for Long Antennas for 2.4 - 4.5 in (60 - 115 mm) OD round members. Kit contains one scissor bracket set.

Product Classification

Product Type Downtilt mounting kit

General Specifications

Application Outdoor

Color Silver

Dimensions

Compatible Diameter, maximum 115 mm | 4.528 in

Compatible Diameter, minimum 60 mm | 2.362 in

Weight, net 4.6 kg | 10.141 lb

Material Specifications

Material Type Galvanized steel

Packaging and Weights

Included Brackets | Hardware

Packaging quantity 1

Regulatory Compliance/Certifications

Agency	Classification
CHINA-ROHS	Below maximum concentration value
ISO 9001:2015	Designed, manufactured and/or distributed under this quality management system
REACH-SVHC	Compliant as per SVHC revision on www.andrew.com/ProductCompliance
ROHS	Compliant
UK-ROHS	Compliant

