


# RZVV-65B-R4-V4



8-port sector antenna, 2x 694–960, 2x 1427-2690 and 4x 1695–2690 MHz, 65° HPBW, 4x RET

- Uses the 4.3-10 connector which is 40 percent smaller than the 7-16 DIN connector
- Supports re-configurable antenna sharing capability enabling control of the internal RET system using up to two separate RET compatible OEM radios

## General Specifications

Antenna Type	Sector
Band	Multiband
Grounding Type	RF connector inner conductor and body grounded to reflector and mounting bracket
Performance Note	Outdoor usage
Radome Material	Fiberglass, UV resistant
Reflector Material	Aluminum
RF Connector Interface	4.3-10 Female
RF Connector Location	Bottom
RF Connector Quantity, high band	6
RF Connector Quantity, mid band	0
RF Connector Quantity, low band	2
RF Connector Quantity, total	8

## Remote Electrical Tilt (RET) Information

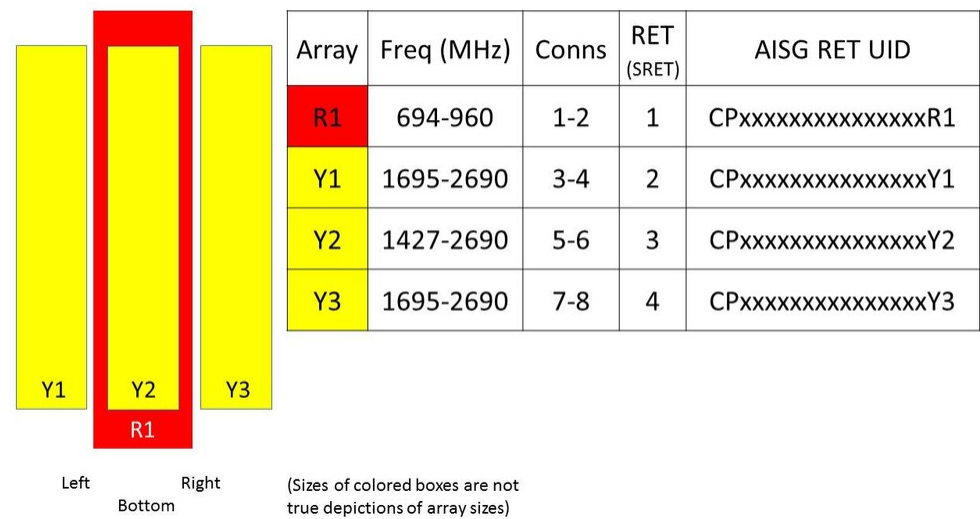
RET Hardware	CommRET v2
RET Interface	8-pin DIN Female   8-pin DIN Male
RET Interface, quantity	2 female   2 male
Input Voltage	10–30 Vdc
Internal RET	High band (3)   Low band (1)
Power Consumption, idle state, maximum	1 W
Power Consumption, normal conditions, maximum	8 W
Protocol	3GPP/AISG 2.0 (Single RET)

## Dimensions

# RZVV-65B-R4-V4


Width	395 mm   15.551 in
Depth	203 mm   7.992 in
Length	1980 mm   77.953 in
Net Weight, without mounting kit	29.6 kg   65.257 lb

## Array Layout



## Port Configuration

# RZVV-65B-R4-V4



## Electrical Specifications

Impedance	50 ohm
Operating Frequency Band	1427 – 2690 MHz   1695 – 2690 MHz   694 – 960 MHz
Polarization	±45°
Total Input Power, maximum	800 W @ 50 °C

## Electrical Specifications

Frequency Band, MHz	694–790	790–862	880–960	1427–1518	1695–1920	1920–2180	2300–2500	2490–2690
Gain, dBi	14.7	15.2	15.3	16.1	17.3	18.4	18.9	18.7
Beamwidth, Horizontal, degrees	73	71	70	67	69	64	56	54
Beamwidth, Vertical, degrees	12.1	11	10.1	7	5.9	5.2	4.5	4.3
Beam Tilt, degrees	2–14	2–14	2–14	2–12	2–12	2–12	2–12	2–12
USLS (First Lobe), dB	14	15	14	19	18	17	15	14
Front-to-Back Ratio at 180°, dB	34	36	32	29	34	33	33	30
Isolation, Cross Polarization, dB	28	28	28	28	28	28	28	28
Isolation, Inter-band, dB	28	28	28	28	28	28	28	28
VSWR   Return loss, dB	1.5   14.0	1.5   14.0	1.5   14.0	1.5   14.0	1.5   14.0	1.5   14.0	1.5   14.0	1.5   14.0

# RZVV-65B-R4-V4

<b>PIM, 3rd Order, 2 x 20 W, dBc</b>	-150	-150	-150	-150	-150	-150	-150	-150
<b>Input Power per Port at 50°C, maximum, watts</b>	300	300	300	250	250	250	200	200

## Mechanical Specifications

<b>Effective Projective Area (EPA), frontal</b>	0.49 m <sup>2</sup>   5.274 ft <sup>2</sup>
<b>Effective Projective Area (EPA), lateral</b>	0.25 m <sup>2</sup>   2.691 ft <sup>2</sup>
<b>Mechanical Tilt Range</b>	0°–12°
<b>Wind Loading @ Velocity, frontal</b>	519.0 N @ 150 km/h (116.7 lbf @ 150 km/h)
<b>Wind Loading @ Velocity, lateral</b>	268.0 N @ 150 km/h (60.2 lbf @ 150 km/h)
<b>Wind Loading @ Velocity, maximum</b>	662.0 N @ 150 km/h (148.8 lbf @ 150 km/h)
<b>Wind Loading @ Velocity, rear</b>	497.0 N @ 150 km/h (111.7 lbf @ 150 km/h)
<b>Wind Speed, maximum</b>	241 km/h (150 mph)

## Packaging and Weights

<b>Width, packed</b>	532 mm   20.945 in
<b>Depth, packed</b>	387 mm   15.236 in
<b>Length, packed</b>	2127 mm   83.74 in
<b>Weight, gross</b>	44.9 kg   98.987 lb

## Regulatory Compliance/Certifications

<b>Agency</b>	<b>Classification</b>
CHINA-ROHS	Above maximum concentration value
ISO 9001:2015	Designed, manufactured and/or distributed under this quality management system
ROHS	Compliant/Exempted
UK-ROHS	Compliant/Exempted



## Included Products

BSAMNT-4	–	Wide Profile Antenna Downtilt Mounting Kit for 2.4 - 4.5 in (60 - 115 mm) OD round members. Kit contains one scissor top bracket set and one bottom bracket set.
----------	---	--

## \* Footnotes

<b>Performance Note</b>	Severe environmental conditions may degrade optimum performance
-------------------------	---