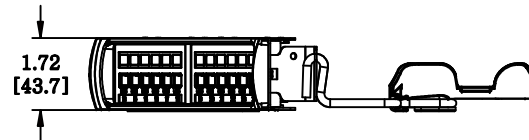
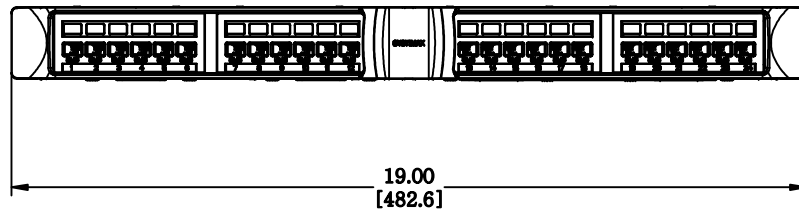
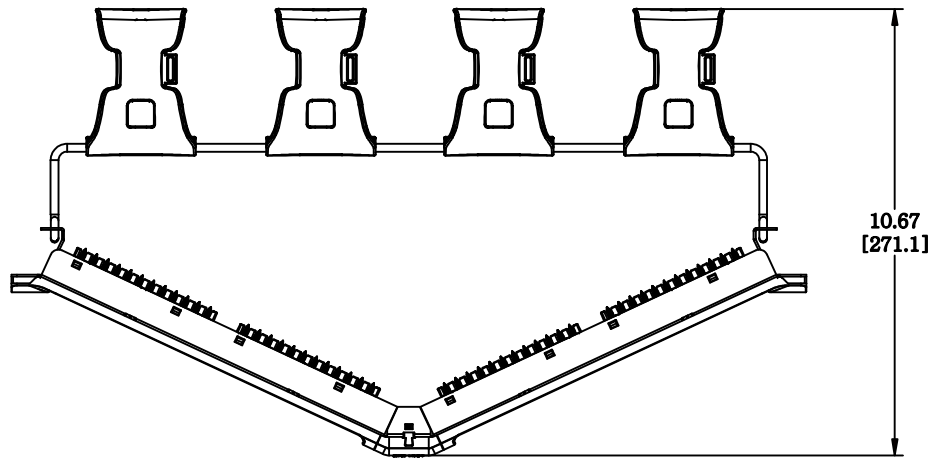


MATERIAL ID	DESCRIPTION
760151324	PANEL, 360 ANGLED 1100 GS6 EVOLVE PANEL 24 PORT

NOTES:

1. SEE SYSTIMAX CATALOG FOR PART NUMBER SUFFIXES TO INDICATE COLOR/PKG.
2. SEE SYSTIMAX CATALOG FOR COMPLETE LIST OF PARTS RELATED TO THE USE OF THIS PRODUCT.
3. DIMENSIONS IN PARENTHESES ARE IN METRIC.
4. PART INCLUDES:
 - (1) PANEL FRAME, 360 ANGLED EVOLVE PANEL
 - (2) END FACE, 360 ANGLED EVOLVE PANEL
 - (1) CENTRAL CAP, 360 ANGLED EVOLVE PANEL
 - (4) 360 1100 GS6 EVOLVE MODULE 6-PORT, COOL GREY
 - (1) LABEL KIT
 - (1) 360 REAR CABLE MANAGEMENT
 - (4) SCREW
 - (28) TERMINATION MANAGER



360-IPR-1100A-E-GS6-1U-24

COMMScope, INC OF NORTH CAROLINA

SYSTIMAX® SOLUTIONS

1	12/30/10		INITIAL ISSUE	XW	DRAWN BY AW		
REV	DATE	ECR	DESCRIPTION	APPROVED BY	DATE 12/30/2010		DWG NO 760151324