


EGRZZH4T4VV65DR10



30-port sector antenna, 2x 694-862 (R1), 2x 880-960 (R2), 2x 694-960 (R3), 4x 1427-2690 (Y4/Y6), 8x 1695-2180 (B1-B4), 8x 2490-2690 (Y1 /Y3/Y5/Y7) & 4x 1695-2690 (Y2&Y8) MHz, 65° HPBW, 10x RET.

- All Internal RET actuators are connected in “Cascaded SRET” configuration
- Supports re-configurable antenna sharing capability enabling control of the internal RET system using up to two separate RET compatible OEM radios
- RET configuration is factory pre-set for antenna sharing - R2, B1, B2, Y1, Y3, Y4, Y6 assigned to AISG2 / R1, R3, B3, B4, Y2, Y5, Y7, Y8 assigned to AISG1

General Specifications

Antenna Type	Sector
Band	Multiband
Color	Light Gray (RAL 7035)
Grounding Type	RF connector inner conductor and body grounded to reflector and mounting bracket
Performance Note	Outdoor usage
Radome Material	Fiberglass, UV resistant
Radiator Material	Low loss circuit board
Reflector Material	Aluminum
RF Connector Interface	4.3-10 Female
RF Connector Location	Bottom
RF Connector Quantity, high band	24
RF Connector Quantity, mid band	0
RF Connector Quantity, low band	6
RF Connector Quantity, total	30

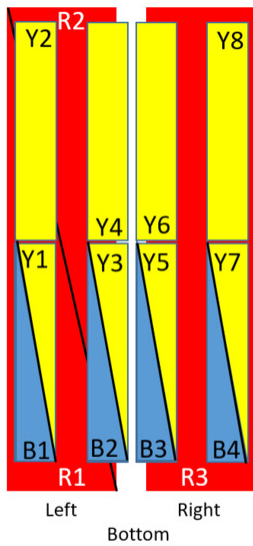
Remote Electrical Tilt (RET) Information

RET Hardware	CommRET v2
RET Interface	8-pin DIN Female 8-pin DIN Male
RET Interface, quantity	2 female 2 male
Input Voltage	10–30 Vdc
Internal RET	High band (7) Low band (3)
Power Consumption, active state, maximum	8 W

EGRZZH4T4VV65DR10

Power Consumption, idle state, maximum	1 W
Protocol	3GPP/AISG 2.0 (Single RET)
Dimensions	
Width	498 mm 19.606 in
Depth	197 mm 7.756 in
Length	2688 mm 105.827 in
Net Weight, antenna only	67.3 kg 148.371 lb

Array Layout

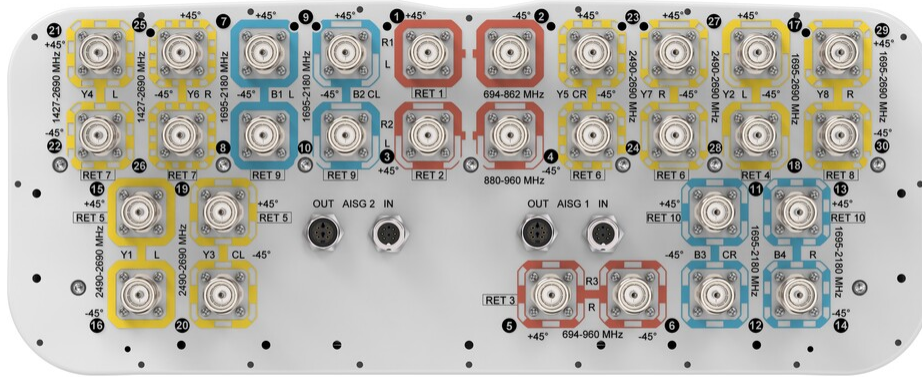


(Sizes of colored boxes are not true depictions of array sizes)

Array	Freq (MHz)	Conns	RET (SRET)	AISG RET UID	AISG
R1	694-862	1-2	1	CPxxxxxxxxxxxxR1	AISG 1
R2	880-960	3-4	2	CPxxxxxxxxxxxxR2	AISG 2
R3	694-960	5-6	3	CPxxxxxxxxxxxxR3	AISG 1
B1	1695-2180	7-8	9	CPxxxxxxxxxxxxB1	AISG 2
B2	1695-2180	9-10			
B3	1695-2180	11-12	10	CPxxxxxxxxxxxxB3	AISG 1
B4	1695-2180	13-14			
Y1	2490-2690	15-16	5	CPxxxxxxxxxxxxY1	AISG 2
Y3	2490-2690	19-20			
Y5	2490-2690	23-24			
Y7	2490-2690	27-28	6	CPxxxxxxxxxxxxY5	AISG 1
Y4	1427-2690	21-22	7	CPxxxxxxxxxxxxY4	AISG 2
Y6	1427-2690	25-26			
Y2	1695-2690	17-18	4	CPxxxxxxxxxxxxY2	AISG 1
Y8	1695-2690	29-30	8	CPxxxxxxxxxxxxY8	AISG 1

Port Configuration

EGRZZH4T4VV65DR10



Electrical Specifications

Impedance	50 ohm
Operating Frequency Band	1427 – 1518 MHz 1695 – 2180 MHz 1695 – 2690 MHz 2490 – 2690 MHz 694 – 862 MHz 694 – 960 MHz 880 – 960 MHz
Polarization	±45°
Total Input Power, maximum	900 W @ 50 °C

Electrical Specifications

	R1/R3	R2/R3	B1-B4	B1-B4	Y1/Y3/Y5/Y7	Y2/Y4/Y6/Y8	Y2/Y4/Y6/Y8	Y4/Y6
Frequency Band, MHz	694–862	880–960	1695–1880	1920–2180	2490–2690	1695–2180	2490–2690	1427–1518
RF Port	1,2,5,6	3,4,5,6	7-14	7-14	15,16,19,20,23,24,27,28	17,18,21,22,25,26,29,30	17,18,21,22,25,26,29,30	21,22,25,26
Gain, dBi	15.9	16	15.8	16.8	17.5	17.1	17.8	15
Beamwidth, Horizontal, degrees	68	64	69	63	56	62	55	71
Beamwidth, Vertical, degrees	8.6	7.4	7.4	6.7	5.5	7.2	5.4	9.4
Beam Tilt, degrees	2–14	2–14	2–12	2–12	2–12	2–12	2–12	2–12
USLS (First Lobe), dB	15	15	16	16	14	16	18	19
Front-to-Back Ratio at 180°, dB	32	29	32	30	27	33	31	34
Isolation,	28	28	25	25	25	25	25	25

EGRZZH4T4VV65DR10

Cross Polarization, dB								
Isolation, Inter-band, dB	28	28	25	25	25	25	25	25
VSWR Return loss, dB	1.5 14.0	1.5 14.0	1.5 14.0	1.5 14.0	1.5 14.0	1.5 14.0	1.5 14.0	1.5 14.0
PIM, 3rd Order, 2 x 20 W, dBc	-150	-150	-150	-150	-150	-150	-150	-150
Input Power per Port at 50°C, maximum, watts	200	200	200	200	150	200	200	200

Mechanical Specifications

Wind Loading @ Velocity, frontal	914.0 N @ 150 km/h (205.5 lbf @ 150 km/h)
Wind Loading @ Velocity, lateral	239.0 N @ 150 km/h (53.7 lbf @ 150 km/h)
Wind Loading @ Velocity, maximum	1,215.0 N @ 150 km/h (273.1 lbf @ 150 km/h)
Wind Loading @ Velocity, rear	629.0 N @ 150 km/h (141.4 lbf @ 150 km/h)
Wind Speed, maximum	241 km/h (150 mph)

Packaging and Weights

Width, packed	565 mm 22.244 in
Depth, packed	309 mm 12.165 in
Length, packed	2935 mm 115.551 in
Weight, gross	88.3 kg 194.668 lb

Regulatory Compliance/Certifications

Agency	Classification
CHINA-ROHS	Below maximum concentration value
ISO 9001:2015	Designed, manufactured and/or distributed under this quality management system
REACH-SVHC	Compliant as per SVHC revision on www.commscope.com/ProductCompliance
ROHS	Compliant
UK-ROHS	Compliant

EGRZZH4T4VV65DR10



Included Products

- | | | |
|-----------|---|--|
| BSAMNT-4 | - | Wide Profile Antenna Downtilt Mounting Kit for 2.4 - 4.5 in (60 - 115 mm) OD round members. Kit contains one scissor top bracket set and one bottom bracket set. |
| BSAMNT-M4 | - | Middle Downtilt Mounting Kit for Long Antennas for 2.4 - 4.5 in (60 - 115 mm) OD round members. Kit contains one scissor bracket set. |

* Footnotes

Performance Note Severe environmental conditions may degrade optimum performance

BSAMNT-4



Wide Profile Antenna Downtilt Mounting Kit for 2.4 - 4.5 in (60 - 115 mm) OD round members. Kit contains one scissor top bracket set and one bottom bracket set.

Product Classification

Product Type Downtilt mounting kit

General Specifications

Application Outdoor

Color Silver

Dimensions

Compatible Diameter, maximum 115 mm | 4.528 in

Compatible Diameter, minimum 60 mm | 2.362 in

Weight, net 6.5 kg | 14.33 lb

Material Specifications

Material Type Galvanized steel

Packaging and Weights

Included Brackets | Hardware

Packaging quantity 1

Regulatory Compliance/Certifications

Agency	Classification
CHINA-ROHS	Below maximum concentration value
ISO 9001:2015	Designed, manufactured and/or distributed under this quality management system
REACH-SVHC	Compliant as per SVHC revision on www.andrew.com/ProductCompliance
ROHS	Compliant
UK-ROHS	Compliant



BSAMNT-M4



Middle Downtilt Mounting Kit for Long Antennas for 2.4 - 4.5 in (60 - 115 mm) OD round members. Kit contains one scissor bracket set.

Product Classification

Product Type Downtilt mounting kit

General Specifications

Application Outdoor

Color Silver

Dimensions

Compatible Diameter, maximum 115 mm | 4.528 in

Compatible Diameter, minimum 60 mm | 2.362 in

Weight, net 4.6 kg | 10.141 lb

Material Specifications

Material Type Galvanized steel

Packaging and Weights

Included Brackets | Hardware

Packaging quantity 1

Regulatory Compliance/Certifications

Agency	Classification
CHINA-ROHS	Below maximum concentration value
ISO 9001:2015	Designed, manufactured and/or distributed under this quality management system
REACH-SVHC	Compliant as per SVHC revision on www.andrew.com/ProductCompliance
ROHS	Compliant
UK-ROHS	Compliant

