


# JAHHSS-65C-R3BT4



12-port sector antenna, 2x 698-803, 2x 824-894, 4x 1695–2200 and 4x 3550-3700 MHz, 65° HPBW, 3x RETs and 2x SBTs.

- Perfect antenna to add 3.5GHz CBRS to macro sites
- 18dBi max CBRS gain to align with FCC max EIRP limitations
- Low band and mid band performance mirrors the performance of existing JAHH octo port antennas
- Internal SBT on low and high band allow remote RET control from the radio over the RF jumper cable
- Separate RS-485 RET input/output for low and high band
- Interleaved dipole technology providing for attractive, low wind load mechanical package
- Two LB RET and one HB RET. Both high bands are controlled by one RET to ensure same tilt level for 4x MIMO

## General Specifications

Antenna Type	Sector with internal RET and bias tee
Band	Multiband
Color	Light Gray (RAL 7035)
Grounding Type	RF connector inner conductor and body grounded to reflector and mounting bracket
Performance Note	Outdoor usage
Radome Material	Fiberglass, UV resistant
Radiator Material	Low loss circuit board
Reflector Material	Aluminum
RF Connector Interface	4.3-10 Female
RF Connector Location	Bottom
RF Connector Quantity, high band	4
RF Connector Quantity, mid band	4
RF Connector Quantity, low band	4
RF Connector Quantity, total	12

## Remote Electrical Tilt (RET) Information

RET Hardware	CommRET v2
RET Interface	8-pin DIN Female   8-pin DIN Male
RET Interface, quantity	2 female   2 male

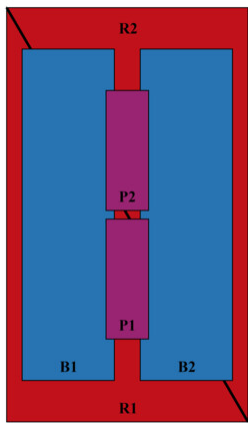
# JAHHSS-65C-R3BT4

Input Voltage	10–30 Vdc
Internal Bias Tee	Port 1   Port 5
Internal RET	Low band (2)   Mid band (1)
Power Consumption, active state, maximum	10 W
Power Consumption, idle state, maximum	2 W
Protocol	3GPP/AISG 2.0

## Dimensions

Width	350 mm   13.78 in
Depth	208 mm   8.189 in
Length	2438 mm   95.984 in
Net Weight, antenna only	40.3 kg   88.846 lb

## Array Layout




Array ID	Frequency (MHz)	RF Connector	RET (SRET)	AISG RET UID
R1	698-803	1 - 2	1	CPxxxxxxxxxxxxR1
R2	824-894	3 - 4	2	CPxxxxxxxxxxxxR2
B1	1695-2200	5 - 6	3	CPxxxxxxxxxxxxB1
B2	1695-2200	7 - 8		
P1	3100-4200	9 - 10	N/A	N/A
P2	3100-4200	11 - 12		

(Sizes of colored boxes are not true depictions of array sizes)

## Port Configuration

# JAHHSS-65C-R3BT4



## Electrical Specifications

Impedance	50 ohm
Operating Frequency Band	1695 – 2200 MHz   3100 – 4200 MHz   698 – 803 MHz   824 – 894 MHz
Polarization	±45°
Total Input Power, maximum	1,100 W @ 50 °C

## Electrical Specifications

	R1	R2	B1,B2	B1,B2	B1,B2	P1,P2	P1,P2	P1,P2
Frequency Band, MHz	698–803	824–894	1695–1880	1850–1990	1920–2200	3100–3550	3550–3700	3700–4200
RF Port	1,2	3,4	5,6,7,8	5,6,7,8	5,6,7,8	9,10,11,12	9,10,11,12	9,10,11,12
Gain, dBi	16.2	16.6	18.1	18.5	18.8	17.7	17.9	17.2
Beamwidth, Horizontal, degrees	63	61	61	57	59	58	53	67
Beamwidth, Vertical, degrees	8.8	7.9	5.4	5.1	4.8	5.6	5.3	5
Beam Tilt, degrees	0–11	0–11	0–10	0–10	0–10	4	4	4
USLS (First Lobe), dB	19	19	18	19	21	15	16	18
Front-to-Back Ratio at 180°, dB	31	35	34	36	36	32	32	28
Isolation, Cross Polarization, dB	25	25	25	25	25	25	25	25
Isolation, Inter-band, dB	30	30	25	25	25	28	28	28

# JAHHSS-65C-R3BT4

<b>VSWR   Return loss, dB</b>	1.5   14.0	1.5   14.0	1.5   14.0	1.5   14.0	1.5   14.0	1.5   14.0	1.5   14.0	1.5   14.0
<b>PIM, 3rd Order, 2 x 20 W, dBc</b>	-153	-153	-153	-153	-153	-145	-145	-145
<b>Input Power per Port at 50°C, maximum, watts</b>	200	200	250	250	250	100	100	100

## Mechanical Specifications

<b>Wind Loading @ Velocity, frontal</b>	425.0 N @ 150 km/h (95.5 lbf @ 150 km/h)
<b>Wind Loading @ Velocity, lateral</b>	361.0 N @ 150 km/h (81.2 lbf @ 150 km/h)
<b>Wind Loading @ Velocity, maximum</b>	900.0 N @ 150 km/h (202.3 lbf @ 150 km/h)
<b>Wind Loading @ Velocity, rear</b>	451.0 N @ 150 km/h (101.4 lbf @ 150 km/h)
<b>Wind Speed, maximum</b>	241 km/h (150 mph)

## Packaging and Weights

<b>Width, packed</b>	456 mm   17.953 in
<b>Depth, packed</b>	357 mm   14.055 in
<b>Length, packed</b>	2585 mm   101.772 in
<b>Weight, gross</b>	55.3 kg   121.915 lb

## Regulatory Compliance/Certifications

<b>Agency</b>	<b>Classification</b>
CHINA-ROHS	Below maximum concentration value
ISO 9001:2015	Designed, manufactured and/or distributed under this quality management system
REACH-SVHC	Compliant as per SVHC revision on <a href="http://www.andrew.com/ProductCompliance">www.andrew.com/ProductCompliance</a>
ROHS	Compliant
UK-ROHS	Compliant/Exempted



## Included Products

BSAMNT-3	–	Wide Profile Antenna Downtilt Mounting Kit for 2.4 - 4.5 in (60 - 115 mm) OD round members. Kit contains one scissor top bracket set and one bottom bracket set.
----------	---	--

## \* Footnotes

<b>Performance Note</b>	Severe environmental conditions may degrade optimum performance
-------------------------	---