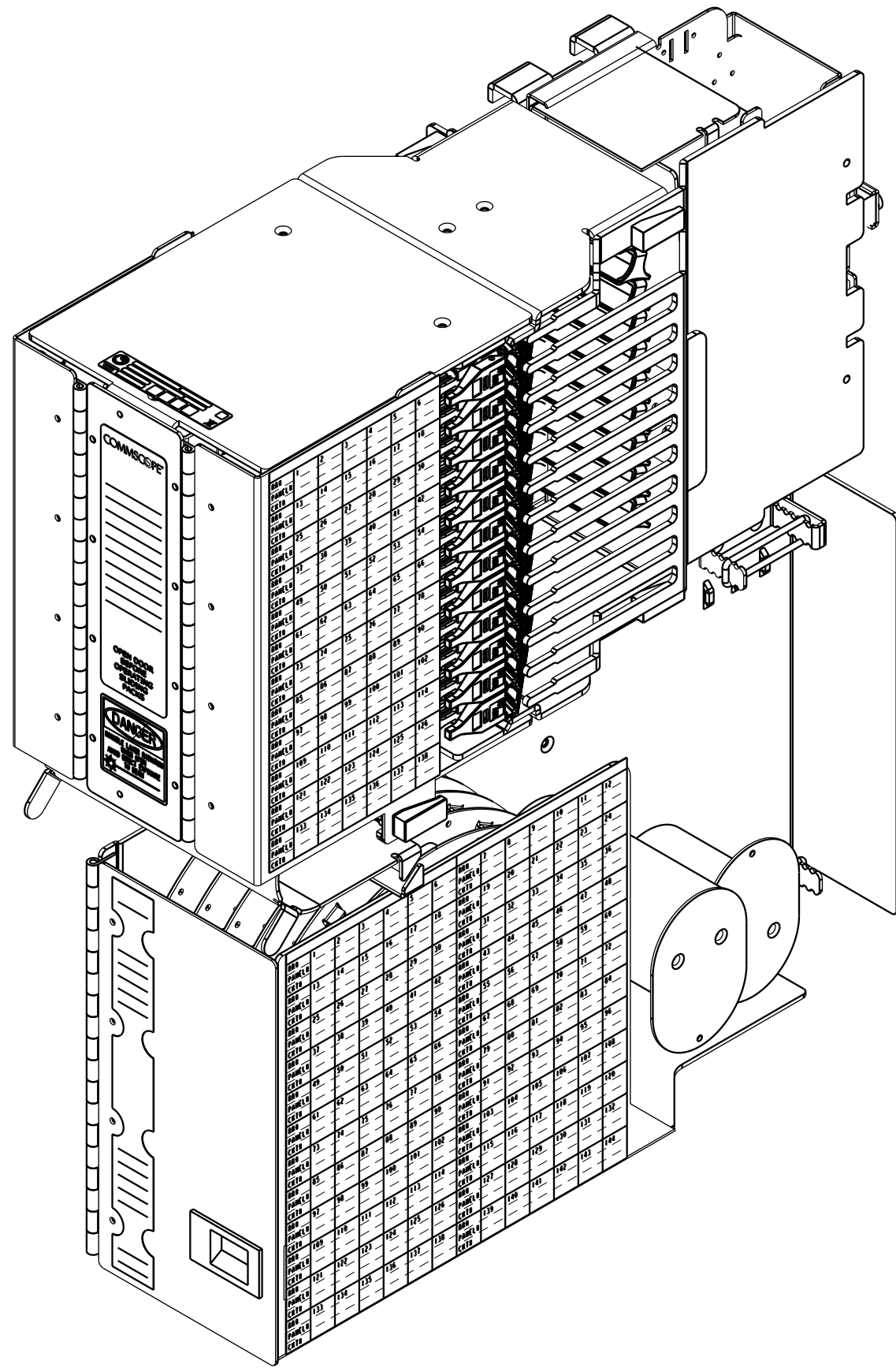


REV.	MCO	DWN	DATE
A	20322315	NER1	14-MAR-12
B	8000018631	OAVL	28-DEC-16



PARTS LIST		
ITEM	DESCRIPTION	QTY
001	CABLE CLAMP MTG BRACKET	1
002	CABLE GROMMET	1
003	CABLE CLAMP YOKE	2
004	CABLE CLAMP COVER	1
005	#10-32, 1.750 SCREW	2
006	SPLIT BOLT	1
007	#12-24 SCREW	4
008	#12-24 WASHER	4
009	SPLICE TRAY MANUAL	1

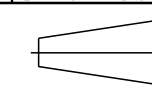
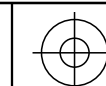
COMPLETED ASSEMBLY  
REF

NOTES:

- 1 CABLE BREAKOUT:  
BUFFER TUBE LENGTH: SEE USER MANUAL  
250 um FIBER LENGTH: SEE USER MANUAL
- 2 POSITION FCB SUCH THAT THE MOUNTING BRACKET LOCATED ON THE FRAME SLIDES BETWEEN THE FLANGES ON THE FTB. FASTEN FTB TO FRAME USING (4) #12 SCREWS AND (4) STAR WASHERS. (SEE DETAIL A)
- 3 REMOVE VCG FROM RACK, PLACE VCG AND SCREWS NEARBY AS THEY WILL BE REASSEMBLED TO RACK.
4. ASSEMBLE CABLE CLAMP MOUNTING BRACKET AND VCG TO RACK AS SHOWN. (SEE DETAIL B)
- 5 SECURE CABLE TO BRACKET WITH O-RING AS NECESSARY.

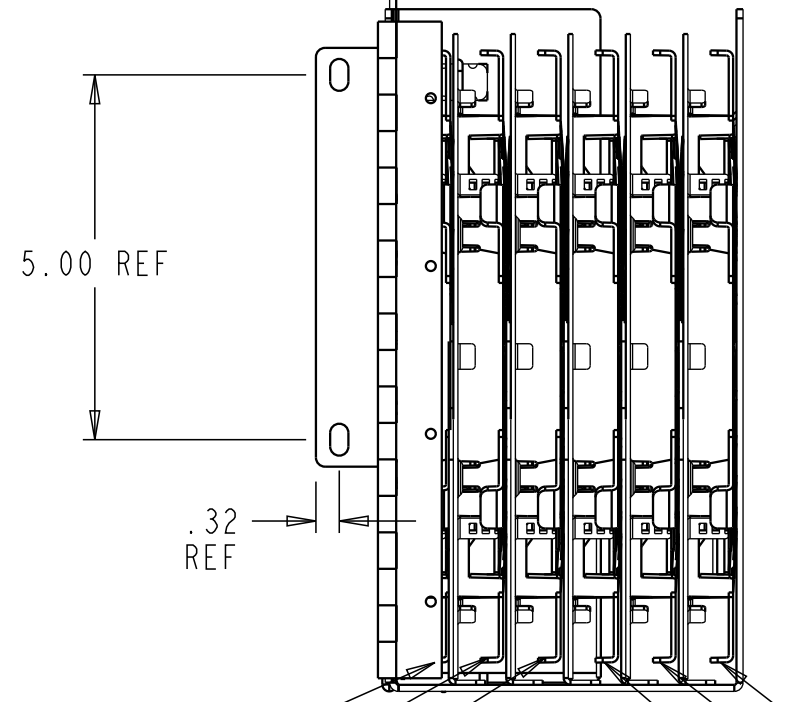
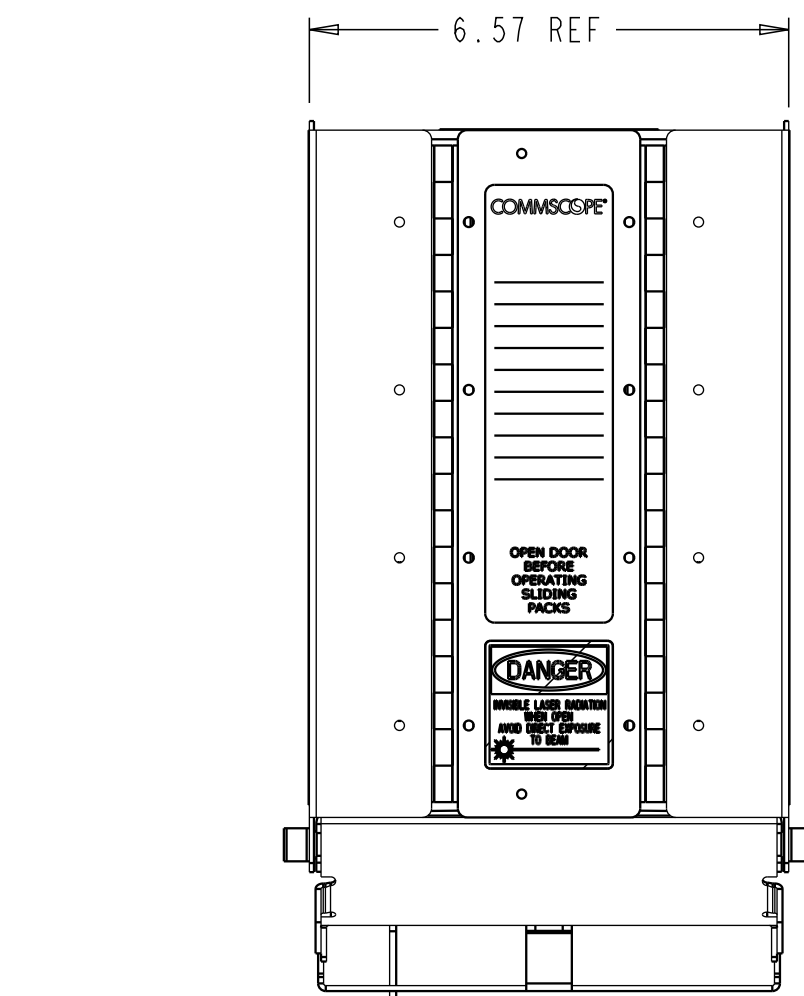
COMMSCOPE, INC.

© 2016 COMMSCOPE, INC. CONFIDENTIAL NOTICE: THESE DRAWINGS AND SPECIFICATIONS ARE THE PROPRIETARY PROPERTY OF COMMSCOPE, INC. AND MAY BE USED ONLY FOR THE SPECIFIC PURPOSE AUTHORIZED IN WRITING BY COMMSCOPE, INC.		TITLE NGF, COMBO, LEFT 144 FIBER INST DRW	
ALL DIMS AND TOLERANCES ARE INCHES UNLESS OTHERWISE SPECIFIED	.XX:±N/A .XXX:±N/A ANGULAR:±N/A	C SIZE DRAWING NUMBER 300001749777	B REV
DO NOT SCALE DRAWING	ENGR: J. MENDOZA DWN: G. NER1	SHT. 1 OF 3	

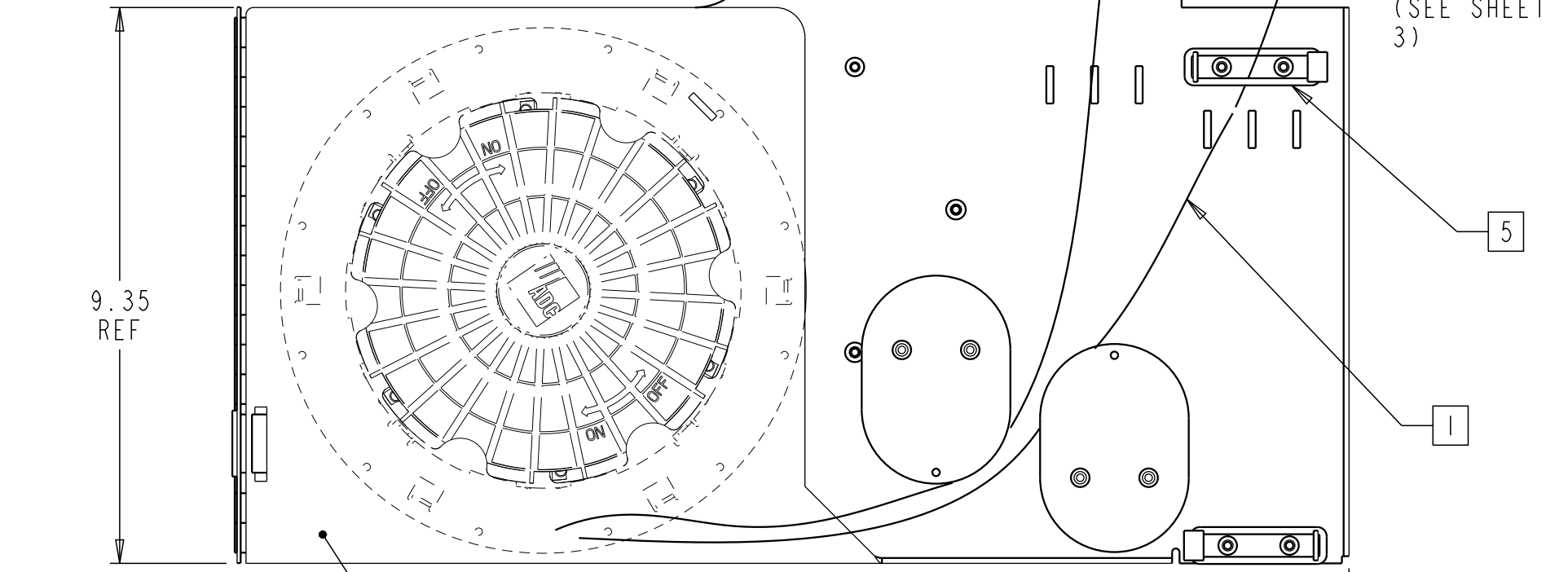
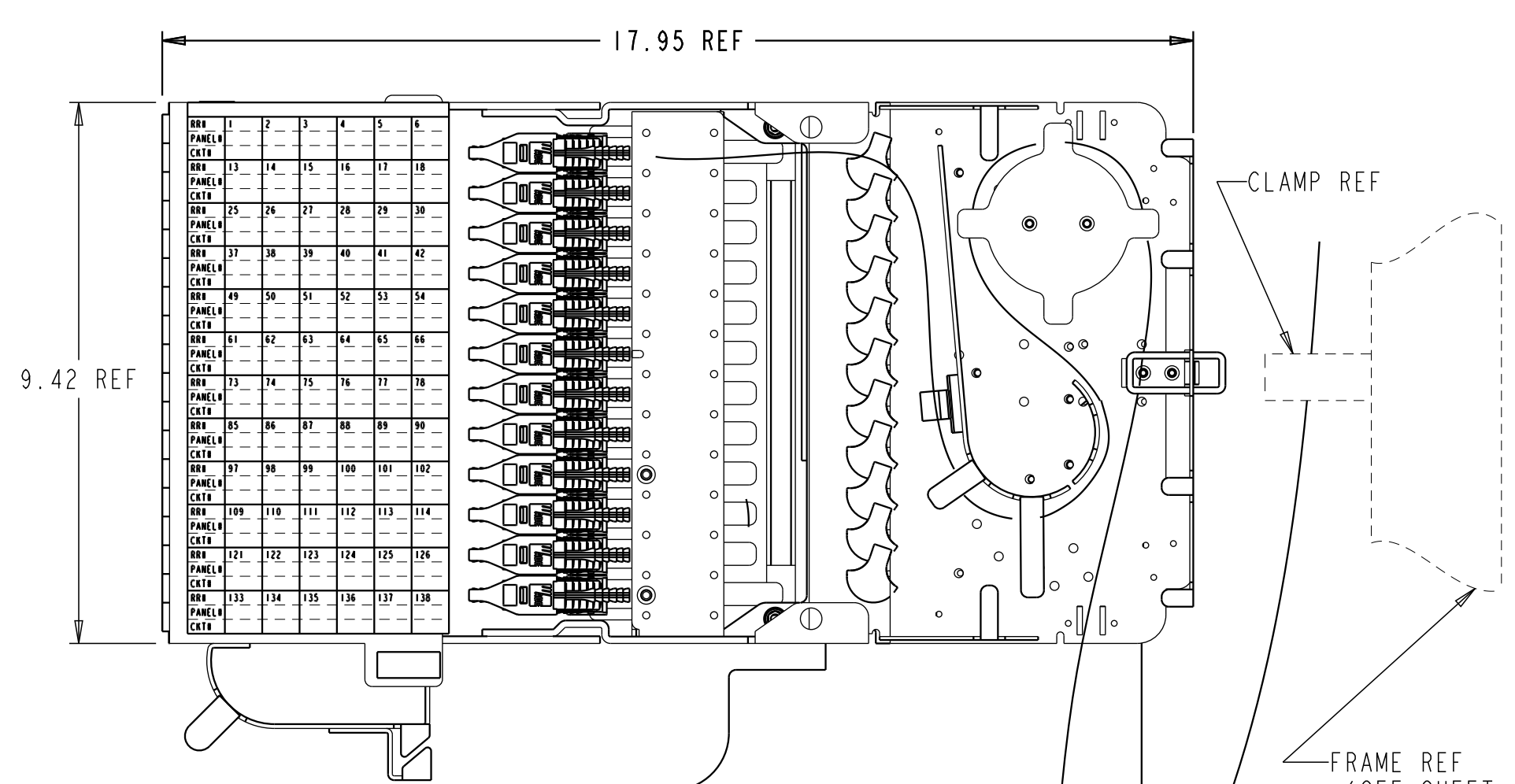


DIMENSIONS IN INCHES  
THIRD ANGLE PROJECTION

CONNECTION TABLE A													
SPLICE TRAY NUMBER												FIBER COLOR	
1	2	3	4	5	6								
FIBER BUNDLE NUMBER													
1	2	3	4	5	6	7	8	9	10	11	12		
T/B POSITION													
1	13	25	37	49	61	73	85	97	109	121	133	BLUE	
2	14	26	38	50	62	74	86	98	110	122	134	ORANGE	
3	15	27	39	51	63	75	87	99	111	123	135	GREEN	
4	16	28	40	52	64	76	88	100	112	124	136	BROWN	
5	17	29	41	53	65	77	89	101	113	125	137	SLATE	
6	18	30	42	54	66	78	90	102	114	126	138	WHITE	
7	19	31	43	55	67	79	91	103	115	127	139	RED	
8	20	32	44	56	68	80	92	104	116	128	140	BLACK	
9	21	33	45	57	69	81	93	105	117	129	141	YELLOW	
10	22	34	46	58	70	82	94	106	118	130	142	VIOLET	
11	23	35	47	59	71	83	95	107	119	131	143	ROSE	
12	24	36	48	60	72	84	96	108	120	132	144	AQUA	



SPLICE #1  
SPLICE #2  
SPLICE #3



SPLICE TRAY #6  
SPLICE #5  
SPLICE #4

FRONT VIEW  
(SHOWN WITHOUT DOORS AND DESCRIPTION LABELS)

RIGHT SIDE VIEW  
(SHOWN WITHOUT SIDE PANEL)  
SCALE 0.380

COMMSCOPE, INC.

© 2016 COMMSCOPE, INC. CONFIDENTIAL NOTICE: THESE DRAWINGS AND SPECIFICATIONS ARE THE PROPRIETARY PROPERTY OF COMMSCOPE, INC. AND MAY BE USED ONLY FOR THE SPECIFIC PURPOSE AUTHORIZED IN WRITING BY COMMSCOPE, INC.		TITLE NGF, COMBO, LEFT 144 FIBER INST DRW	
ALL DIMS AND TOLERANCES ARE INCHES UNLESS OTHERWISE SPECIFIED	.XX:±N/A .XXX:±N/A ANGULAR:±N/A	C SIZE	DRAWING NUMBER 300001749777
DO NOT SCALE DRAWING	ENGR: J. MENDOZA DWN: G. NERI	B REV	
		SHT. 2 OF 3	

DIMENSIONS IN INCHES  
THIRD ANGLE PROJECTION

A

B

C

D

FRAME MOUNTING BRACKET

FCB MOUNTING FLANGES

2

BACK REF

CABLE CLAMP MOUNTING BRACKET

CABLE CLAMP ASSEMBLY

VCG REF

WASHER REF

SCREW REF

DETAIL B  
CABLE CLAMP  
INSTALLATION

DETAIL A  
FCB INSTALLATION

COMMSCOPE, INC.

© 2016 COMMSCOPE, INC. CONFIDENTIAL  
NOTICE: THESE DRAWINGS AND SPECIFICATIONS  
ARE THE PROPRIETARY PROPERTY OF  
COMMSCOPE, INC. AND MAY BE USED ONLY FOR THE  
SPECIFIC PURPOSE AUTHORIZED IN WRITING BY  
COMMSCOPE, INC.

ALL DIMS AND TOLERANCES .XX:±N/A  
ARE INCHES UNLESS .XXX:±N/A  
OTHERWISE SPECIFIED ANGULAR:±N/A

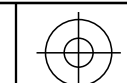
DO NOT SCALE DRAWING

ENGR: J. GONZALEZ  
DWN: J. BARRAZA

TITLE  
NGF, COMBO, LEFT  
144 FIBER INST DRW

DRAWING NUMBER  
300001749777

SHT. 3 OF 3



DIMENSIONS IN INCHES  
THIRD ANGLE PROJECTION