

RVV2VV-6533D-R7



14-port sector antenna, 2x 694–960 and 4x 1695–2690 MHz 65° HPBW and 8x 1710–2690 MHz 4x 33° HPBW, 7x RET.

- All Internal RET actuators are connected in “Cascaded SRET” configuration
- Uses the 4.3-10 connector which is 40 percent smaller than the 7-16 DIN connector
- Enhances network capacity through twin six sectors on high band with only three antenna faces while maintaining low band coverage layer through three sectors

General Specifications

Antenna Type	Multibeam
Band	Multiband
Grounding Type	RF connector inner conductor and body grounded to reflector and mounting bracket
Performance Note	Outdoor usage
Radome Material	Fiberglass, UV resistant
Radiator Material	Low loss circuit board
Reflector Material	Aluminum
RF Connector Interface	4.3-10 Female
RF Connector Location	Bottom
RF Connector Quantity, high band	0
RF Connector Quantity, mid band	12
RF Connector Quantity, low band	2
RF Connector Quantity, total	14

Remote Electrical Tilt (RET) Information


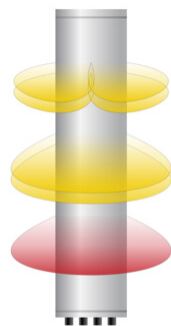
RET Hardware	CommRET v2
RET Interface	8-pin DIN Female 8-pin DIN Male
RET Interface, quantity	2 female 2 male
Input Voltage	10–30 Vdc
Internal RET	Low band (1) Mid band (6)
Power Consumption, active state, maximum	8 W
Power Consumption, idle state, maximum	1 W
Protocol	3GPP/AISG 2.0 (Single RET)

RVV2VV-6533D-R7

Dimensions

Width	498 mm 19.606 in
Depth	197 mm 7.756 in
Length	2688 mm 105.827 in
Net Weight, antenna only	54 kg 119.049 lb


Array Layout



Array ID	Frequency (MHz)	RF Connector	RET (SRET)	AISG No.	RET UID
R1	694-960	1 - 2	1	AISG1	CPxxxxxxxxxxxxR1
Y1	1710-2690	3 - 4	2	AISG1	CPxxxxxxxxxxxxY1
Y2	1710-2690	5 - 6	3	AISG1	CPxxxxxxxxxxxxY2
Y3	1710-2690	7 - 8	4	AISG1	CPxxxxxxxxxxxxY3
Y4	1710-2690	9 - 10	5	AISG1	CPxxxxxxxxxxxxY4
Y5	1695-2690	11 - 12	6	AISG1	CPxxxxxxxxxxxxY5
Y6	1695-2690	13 - 14	7	AISG1	CPxxxxxxxxxxxxY6

(Sizes of colored boxes are not true depictions of array sizes)

Port Configuration



Electrical Specifications

RVV2VV-6533D-R7

Impedance	50 ohm
Operating Frequency Band	1695 – 2690 MHz 1710 – 2690 MHz 694 – 960 MHz
Polarization	±45°
Total Input Power, maximum	1,100 W

Electrical Specifications

	R1	R1	R1	Y1-Y4	Y1-Y4	Y1-Y4	Y5,Y6	Y5,Y6	Y5,Y6
Frequency Band, MHz	694–790	790–890	890–960	1710–1920	1920–2180	2300–2690	1695–1920	1920–2180	2300–2690
RF Port	1,2	1,2	1,2	3-10	3-10	3-10	11-14	11-14	11-14
Gain, dBi	16.4	16.4	16.6	18.2	19.3	19.7	17.3	18.2	18.5
Beam Centers, Horizontal, degrees				±27	±27	±27			
Beamwidth, Horizontal, degrees	63	65	61	34	31	25	67	64	61
Beamwidth, Vertical, degrees	8.7	7.8	7.2	7.5	6.7	5.6	6.2	5.6	4.7
Beam Tilt, degrees	2–12	2–12	2–12	2–12	2–12	2–12	2–12	2–12	2–12
USLS (First Lobe), dB	15	17	17	16	17	17	16	15	16
Front-to-Back Ratio at 180°, dB	30	28	27	36	35	32	34	36	29
Isolation, Cross Polarization, dB	28	28	28	25	25	25	28	28	28
Isolation, Inter-band, dB	28	28	28	28	28	28	28	28	28
Isolation, Beam to Beam, dB				17	17	17			
VSWR Return loss, dB	1.5 14.0	1.5 14.0	1.5 14.0	1.5 14.0	1.5 14.0	1.5 14.0	1.5 14.0	1.5 14.0	1.5 14.0
PIM, 3rd Order, 2 x 20 W, dBc	-150	-150	-150	-150	-150	-150	-150	-150	-150
Input Power per Port at 50°C, maximum, watts	300	300	300	250	250	250	250	250	250

Mechanical Specifications

Wind Loading @ Velocity, frontal	1,070.0 N @ 150 km/h (240.5 lbf @ 150 km/h)
Wind Loading @ Velocity, lateral	375.0 N @ 150 km/h (84.3 lbf @ 150 km/h)
Wind Loading @ Velocity, maximum	1,385.0 N @ 150 km/h (311.4 lbf @ 150 km/h)
Wind Loading @ Velocity, rear	880.0 N @ 150 km/h (197.8 lbf @ 150 km/h)
Wind Speed, maximum	241 km/h (150 mph)

RVV2VV-6533D-R7

Packaging and Weights

Width, packed	565 mm 22.244 in
Depth, packed	309 mm 12.165 in
Length, packed	2935 mm 115.551 in
Weight, gross	76.3 kg 168.213 lb

Regulatory Compliance/Certifications

Agency	Classification
CHINA-ROHS	Below maximum concentration value
ISO 9001:2015	Designed, manufactured and/or distributed under this quality management system
REACH-SVHC	Compliant as per SVHC revision on www.andrew.com/ProductCompliance
ROHS	Compliant
UK-ROHS	Compliant



Included Products

BSAMNT-4	– Wide Profile Antenna Downtilt Mounting Kit for 2.4 - 4.5 in (60 - 115 mm) OD round members. Kit contains one scissor top bracket set and one bottom bracket set.
BSAMNT-M4	– Middle Downtilt Mounting Kit for Long Antennas for 2.4 - 4.5 in (60 - 115 mm) OD round members. Kit contains one scissor bracket set.

* Footnotes

Performance Note	Severe environmental conditions may degrade optimum performance
------------------	---

BSAMNT-4



Wide Profile Antenna Downtilt Mounting Kit for 2.4 - 4.5 in (60 - 115 mm) OD round members. Kit contains one scissor top bracket set and one bottom bracket set.

Product Classification

Product Type Downtilt mounting kit

General Specifications

Application Outdoor

Color Silver

Dimensions

Compatible Diameter, maximum 115 mm | 4.528 in

Compatible Diameter, minimum 60 mm | 2.362 in

Weight, net 6.5 kg | 14.33 lb

Material Specifications

Material Type Galvanized steel

Packaging and Weights

Included Brackets | Hardware

Packaging quantity 1

Regulatory Compliance/Certifications

Agency	Classification
CHINA-ROHS	Below maximum concentration value
ISO 9001:2015	Designed, manufactured and/or distributed under this quality management system
REACH-SVHC	Compliant as per SVHC revision on www.andrew.com/ProductCompliance
ROHS	Compliant
UK-ROHS	Compliant



BSAMNT-M4



Middle Downtilt Mounting Kit for Long Antennas for 2.4 - 4.5 in (60 - 115 mm) OD round members. Kit contains one scissor bracket set.

Product Classification

Product Type Downtilt mounting kit

General Specifications

Application Outdoor

Color Silver

Dimensions

Compatible Diameter, maximum 115 mm | 4.528 in

Compatible Diameter, minimum 60 mm | 2.362 in

Weight, net 4.6 kg | 10.141 lb

Material Specifications

Material Type Galvanized steel

Packaging and Weights

Included Brackets | Hardware

Packaging quantity 1

Regulatory Compliance/Certifications

Agency	Classification
CHINA-ROHS	Below maximum concentration value
ISO 9001:2015	Designed, manufactured and/or distributed under this quality management system
REACH-SVHC	Compliant as per SVHC revision on www.andrew.com/ProductCompliance
ROHS	Compliant
UK-ROHS	Compliant

