


# RRZZ-65D-R4N39



8-port sector antenna, 4x 694–960 and 4x 1427–2690, 65° HPBW, 4x RET

- All Internal RET actuators are connected in “Cascaded SRET” configuration
- Supports re-configurable antenna sharing capability enabling control of the internal RET system using up to two separate RET compatible OEM radios
- Array configuration provides capability for 4T4R (4x MIMO) on Low band and High band
- Retractable tilt indicator rods
- Excellent wind loading characteristics

## General Specifications

<b>Antenna Type</b>	Sector
<b>Band</b>	Multiband
<b>Color</b>	Light Gray (RAL 7035)
<b>Grounding Type</b>	RF connector inner conductor and body grounded to reflector and mounting bracket
<b>Performance Note</b>	Outdoor usage
<b>Radome Material</b>	Fiberglass, UV resistant
<b>Reflector Material</b>	Aluminum
<b>RF Connector Interface</b>	4.3-10 Female
<b>RF Connector Location</b>	Bottom
<b>RF Connector Quantity, high band</b>	0
<b>RF Connector Quantity, mid band</b>	4
<b>RF Connector Quantity, low band</b>	4
<b>RF Connector Quantity, total</b>	8

## Remote Electrical Tilt (RET) Information

<b>RET Hardware</b>	CommRET v2
<b>RET Interface</b>	8-pin DIN Female   8-pin DIN Male
<b>RET Interface, quantity</b>	2 female   2 male
<b>Input Voltage</b>	10–30 Vdc
<b>Internal RET</b>	Low band (2)   Mid band (2)
<b>Power Consumption, active state, maximum</b>	8 W
<b>Power Consumption, idle state, maximum</b>	1 W

# RRZZ-65D-R4N39

**Protocol** 3GPP/AISG 2.0 (Single RET)


## Dimensions

**Width** 395 mm | 15.551 in

**Depth** 228 mm | 8.976 in

**Length** 2769 mm | 109.016 in

## Array Layout




RF Connector	Array ID	Frequency (MHz)	RET (SRET)	AISG RET UID
1 - 2	R1	694-960	1	CPxxxxxxxxxxxxxxxxR1
3 - 4	R2	694-960	2	CPxxxxxxxxxxxxxxxxR2
5 - 6	Y1	1427-2690	3	CPxxxxxxxxxxxxxxxxY1
7 - 8	Y2	1427-2690	4	CPxxxxxxxxxxxxxxxxY2

(Sizes of colored boxes are not true depictions of array sizes)

## Port Configuration

# RRZZ-65D-R4N39



## Electrical Specifications

<b>Impedance</b>	50 ohm
<b>Operating Frequency Band</b>	1427 – 2690 MHz   694 – 960 MHz
<b>Polarization</b>	±45°
<b>Total Input Power, maximum</b>	1,100 W @ 50 °C

## Electrical Specifications

	R1,R2	R1,R2	R1,R2	Y1,Y2	Y1,Y2	Y1,Y2	Y1,Y2	Y1,Y2
<b>Frequency Band, MHz</b>	<b>698–806</b>	<b>790–894</b>	<b>890–960</b>	<b>1427–1518</b>	<b>1695–1995</b>	<b>1920–2300</b>	<b>2300–2500</b>	<b>2490–2690</b>
<b>RF Port</b>	1-4	1-4	1-4	5-8	5-8	5-8	5-8	5-8
<b>Gain at Mid Tilt, dBi</b>	14.8	15.6	16	15.6	17	17.4	18	18.5
<b>Beamwidth, Horizontal, degrees</b>	65	56	53	71	58	65	62	52
<b>Beamwidth, Vertical, degrees</b>	8.4	7.6	7.1	6.8	5.6	5.1	4.5	4.2
<b>Beam Tilt, degrees</b>	2–12	2–12	2–12	2–12	2–12	2–12	2–12	2–12
<b>USLS (First Lobe), dB</b>	15	16	17	15	18	17	18	19
<b>Front-to-Back Ratio at 180°, dB</b>	30	30	30	30	30	30	29	30
<b>Isolation, Cross Polarization, dB</b>	25	25	25	26	26	26	26	26

# RRZZ-65D-R4N39

<b>Isolation, Inter-band, dB</b>	25	25	25	27	27	27	27	27
<b>VSWR   Return loss, dB</b>	1.5 14.0	1.5 14.0	1.5 14.0	1.5 14.0	1.5 14.0	1.5 14.0	1.5 14.0	1.5 14.0
<b>PIM, 3rd Order, 2 x 20 W, dBc</b>	-153	-153	-153	-153	-153	-153	-153	-153
<b>Input Power per Port at 50°C, maximum, watts</b>	300	300	300	250	250	250	200	200

## Mechanical Specifications

<b>Wind Loading @ Velocity, frontal</b>	404.0 N @ 150 km/h (90.8 lbf @ 150 km/h)
<b>Wind Loading @ Velocity, lateral</b>	434.0 N @ 150 km/h (97.6 lbf @ 150 km/h)
<b>Wind Loading @ Velocity, maximum</b>	889.0 N @ 150 km/h (199.9 lbf @ 150 km/h)
<b>Wind Loading @ Velocity, rear</b>	460.0 N @ 150 km/h (103.4 lbf @ 150 km/h)
<b>Wind Speed, maximum</b>	241 km/h (150 mph)

## Packaging and Weights

<b>Width, packed</b>	511 mm   20.118 in
<b>Depth, packed</b>	392 mm   15.433 in
<b>Length, packed</b>	2900 mm   114.173 in
<b>Weight, gross</b>	53 kg   116.845 lb

## Regulatory Compliance/Certifications

<b>Agency</b>	<b>Classification</b>
CHINA-ROHS	Above maximum concentration value
ISO 9001:2015	Designed, manufactured and/or distributed under this quality management system
ROHS	Compliant/Exempted
UK-ROHS	Compliant/Exempted



## Included Products

BSAMNT-4	–	Wide Profile Antenna Downtilt Mounting Kit for 2.4 - 4.5 in (60 - 115 mm) OD round members. Kit contains one scissor top bracket set and one bottom bracket set.
----------	---	--

## \* Footnotes

<b>Performance Note</b>	Severe environmental conditions may degrade optimum performance
-------------------------	---

# BSAMNT-4



Wide Profile Antenna Downtilt Mounting Kit for 2.4 - 4.5 in (60 - 115 mm) OD round members. Kit contains one scissor top bracket set and one bottom bracket set.

## Product Classification

**Product Type** Downtilt mounting kit

## General Specifications

**Application** Outdoor

**Color** Silver

## Dimensions

**Compatible Diameter, maximum** 115 mm | 4.528 in

**Compatible Diameter, minimum** 60 mm | 2.362 in

**Weight, net** 6.5 kg | 14.33 lb

## Material Specifications

**Material Type** Galvanized steel

## Packaging and Weights

**Included** Brackets | Hardware

**Packaging quantity** 1

## Regulatory Compliance/Certifications

Agency	Classification
CHINA-ROHS	Below maximum concentration value
ISO 9001:2015	Designed, manufactured and/or distributed under this quality management system
REACH-SVHC	Compliant as per SVHC revision on <a href="http://www.andrew.com/ProductCompliance">www.andrew.com/ProductCompliance</a>
ROHS	Compliant
UK-ROHS	Compliant

