


NNH4SS-45B-R3BT8



16-port sector antenna, 4x 698–896, 8x 1695–2360 and 4x 3550- 3700 MHz, 45° HPBW, 3x RETs and 3x SBTs.

- Features broadband Low Band (698-896 MHz), Mid Band(1695-2360 MHz) and High Band (3550-3700 MHz) arrays for 4T4R (4X MIMO) capability for bands 5, 13, 25, 66 and 48. Also covers bands 12, 14, 29, and 30
- Perfect antenna to add 3.5GHz CBRS to macro sites
- Non-stacked mid band array design provides higher gain and narrower vertical beamwidth than traditional antenna designs
- Array configuration provides capability for 4T4R (4X MIMO) on Low Band, dual 4T4R (4X MIMO) on Mid Band and 4T4R (4X MIMO) on High Band
- Excellent wind loading characteristics

General Specifications

Antenna Type	Sector
Band	Multiband
Color	Light Gray (RAL 7035)
Grounding Type	RF connector inner conductor and body grounded to reflector and mounting bracket
Performance Note	Outdoor usage
Radome Material	Fiberglass, UV resistant
Radiator Material	Low loss circuit board
Reflector Material	Aluminum
RF Connector Location	Bottom
RF Connector Quantity, high band	4
RF Connector Quantity, mid band	8
RF Connector Quantity, low band	4
RF Connector Quantity, total	16

Remote Electrical Tilt (RET) Information

RET Hardware	CommRET v2
RET Interface	8-pin DIN Female 8-pin DIN Male
RET Interface, quantity	3 female 3 male
Input Voltage	10–30 Vdc
Internal Bias Tee	Port 1 Port 5 Port 7

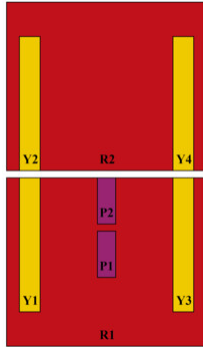
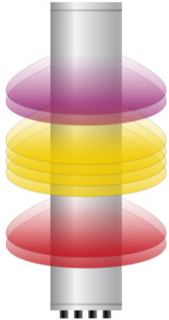
NNH4SS-45B-R3BT8

Internal RET	Low band (1) Mid band (2)
Power Consumption, active state, maximum	10 W
Power Consumption, idle state, maximum	2 W
Protocol	3GPP/AISG 2.0

Dimensions

Width	457 mm 17.992 in
Depth	178 mm 7.008 in
Length	1848 mm 72.756 in
Net Weight, antenna only	37.5 kg 82.673 lb


Array Layout



Array ID	Frequency (MHz)	RF Connector	RET (SRET)	AISG No.	AISG RET UID
R1	698-896	1 - 2	1	AISG1	CPxxxxxxxxxxxxR1
R2	698-896	3 - 4			
Y1	1695-2360	5 - 6	2	AISG2	CPxxxxxxxxxxxxY1
Y3	1695-2360	9 - 10			
Y2	1695-2360	7 - 8	3	AISG3	CPxxxxxxxxxxxxY2
Y4	1695-2360	11 - 12			
P1	3550-3700	13 - 14	N/A	NA	N/A
P2	3550-3700	15 - 16			

(Sizes of colored boxes are not true depictions of array sizes)

Port Configuration



Electrical Specifications

NNH4SS-45B-R3BT8

Impedance	50 ohm
Operating Frequency Band	1695 – 2360 MHz 3550 – 3700 MHz 698 – 896 MHz
Polarization	±45°
Total Input Power, maximum	1,600 W @ 50 °C

Electrical Specifications

	R1,R2	R1,R2	Y1-Y4	Y1-Y4	Y1-Y4	Y1-Y4	P1,P2
Frequency Band, MHz	698–806	806–896	1695–1880	1850–1990	1920–2180	2300–2360	3550–3700
RF Port	1-4	1-4	5-12	5-12	5-12	5-12	13-16
Gain, dBi	14.1	14.8	16.7	17.1	17.4	17.9	15.1
Beamwidth, Horizontal, degrees	47	42	43	41	40	38	43
Beamwidth, Vertical, degrees	25	22	10.5	9.7	9.2	8.4	15
Beam Tilt, degrees	2–18	2–18	0–10	0–10	0–10	0–10	8
USLS (First Lobe), dB	15	19	16	17	16	19	15
Front-to-Back Ratio at 180°, dB	32	32	33	35	34	30	37
Isolation, Cross Polarization, dB	25	25	25	25	25	25	25
Isolation, Inter-band, dB	25	25	25	25	25	25	25
VSWR Return loss, dB	1.5 14.0	1.5 14.0	1.5 14.0	1.5 14.0	1.5 14.0	1.5 14.0	1.5 14.0
PIM, 3rd Order, 2 x 20 W, dBc	-153	-153	-153	-153	-153	-153	-145
Input Power per Port at 50°C, maximum, watts	300	300	250	250	250	200	100

Mechanical Specifications

Wind Loading @ Velocity, frontal	1,077.0 N @ 150 km/h (242.1 lbf @ 150 km/h)
Wind Loading @ Velocity, lateral	222.0 N @ 150 km/h (49.9 lbf @ 150 km/h)
Wind Loading @ Velocity, maximum	1,077.0 N @ 150 km/h (242.1 lbf @ 150 km/h)
Wind Loading @ Velocity, rear	946.0 N @ 150 km/h (212.7 lbf @ 150 km/h)
Wind Speed, maximum	241 km/h (150 mph)

Packaging and Weights

Width, packed	526 mm 20.709 in
Depth, packed	283 mm 11.142 in
Length, packed	2015 mm 79.331 in

NNH4SS-45B-R3BT8

Weight, gross

55.4 kg | 122.136 lb

Regulatory Compliance/Certifications

Agency

Classification

CHINA-ROHS

Above maximum concentration value

ISO 9001:2015

Designed, manufactured and/or distributed under this quality management system

ROHS

Compliant/Exempted

UK-ROHS

Compliant/Exempted



Included Products

- | | | |
|----------|---|--|
| BSAMNT-3 | - | Wide Profile Antenna Downtilt Mounting Kit for 2.4 - 4.5 in (60 - 115 mm) OD round members. Kit contains one scissor top bracket set and one bottom bracket set. |
| BSAMNT-M | - | Middle Downtilt Mounting Kit for Long Antennas for 2.4 - 4.5 in (60 - 115 mm) OD round members. Kit contains one scissor bracket set. |

* Footnotes

Performance Note

Severe environmental conditions may degrade optimum performance