


LX6-6W-6WH



1.8m | 6ft ValuLine® Low Wind Load Antenna, dual-polarized, 5.925 – 7.125 GHz, white, CPR137G flange

Product Classification

| | |
|---------------|-------------------|
| Product Type | Microwave antenna |
| Product Brand | ValuLine® |

General Specifications

| | |
|------------------------|--|
| Antenna Type | LX - ValuLine® Low Wind Load Antenna, dual-polarized |
| Polarization | Dual |
| Antenna Input | CPR137G |
| Antenna Color | White |
| Reflector Construction | One-piece reflector |
| Radome Color | Gray |
| Radome Material | Molded |
| Flash Included | No |
| Side Struts, Included | 1 |
| Side Struts, Optional | 1 |

Dimensions

| | |
|-------------------|--------------|
| Diameter, nominal | 1.8 m 6 ft |
|-------------------|--------------|

Electrical Specifications

| | |
|--|-------------------|
| Operating Frequency Band | 5.925 – 7.125 GHz |
| Gain, Low Band | 37.6 dBi |
| Gain, Mid Band | 38.1 dBi |
| Gain, Top Band | 38.6 dBi |
| Boresite Cross Polarization Discrimination (XPD) | 33 dB |
| Front-to-Back Ratio | 60 dB |
| Beamwidth, Horizontal | 1.9 ° |
| Beamwidth, Vertical | 1.9 ° |

LX6-6W-6WH

| | |
|--|--|
| Return Loss | 23.9 dB |
| VSWR | 1.14 |
| Radiation Pattern Envelope Reference (RPE) | 7438 |
| Electrical Compliance | IC 3059A IC 3064A US FCC Part 101A US FCC Part 74A |

Electrical Specifications, Band 2

| | |
|--------------------------|-------------------|
| Operating Frequency Band | 5.725 – 5.850 GHz |
| Gain, Mid Band | 37.8 dBi |
| Beamwidth, Horizontal | 2.1 ° |

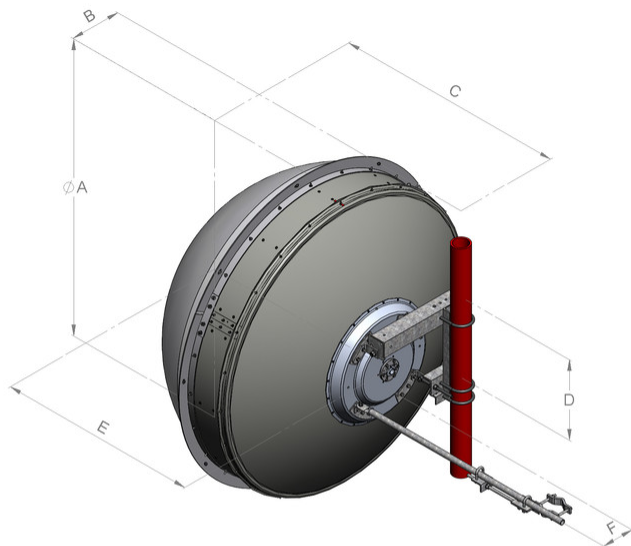
Mechanical Specifications

| | |
|-----------------------------------|------------------------|
| Compatible Mounting Pipe Diameter | 115 mm 4.5 in |
| Fine Azimuth Adjustment Range | ±15° |
| Fine Elevation Adjustment Range | ±5° |
| Wind Speed, operational | 200 km/h 124.274 mph |
| Wind Speed, survival | 200 km/h 124.274 mph |

LX6-6W-6WH

Antenna Dimensions and Mounting Information

HX6



| Dimensions in inches (mm) | | | | | | |
|---------------------------|-------------|------------|-------------|------------|-------------|-----------|
| Antenna size, ft (m) | A | B | C | D | E | F |
| 6 (1.8) | 76.5 (1942) | 13.4 (340) | 60.0 (1523) | 20.9 (530) | 51.9 (1317) | 8.4 (214) |

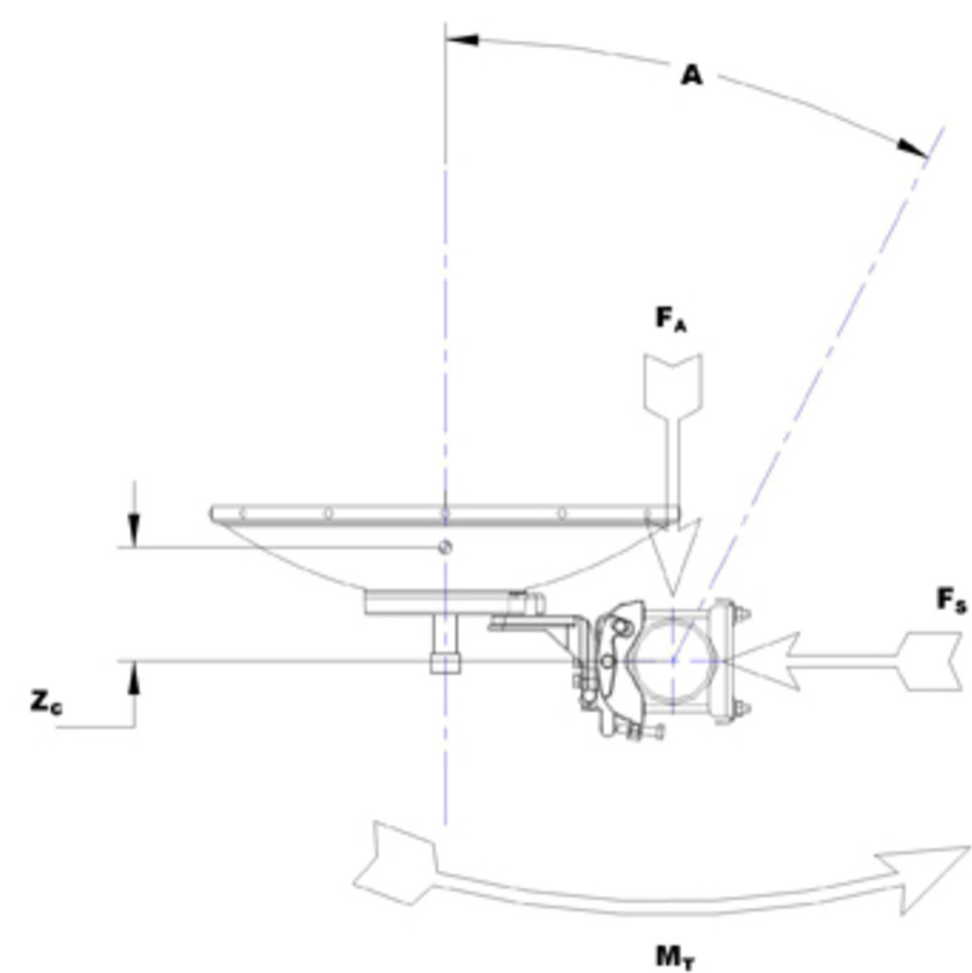
Wind Forces at Wind Velocity Survival Rating

| | |
|--|-----------------------------|
| Axial Force (FA) | 4670 N 1,049.858 lbf |
| Angle α for MT Max | -120 ° |
| Side Force (FS) | 2050 N 460.858 lbf |
| Twisting Moment (MT) | 2500 N-m 22,126.863 in lb |
| Force on Inboard Strut Side | 2900 N 651.946 lbf |
| Zcg without Ice | 490 mm 19.291 in |
| Zcg with 1/2 in (12 mm) Radial Ice | 540 mm 21.26 in |
| Weight with 1/2 in (12 mm) Radial Ice | 191 kg 421.082 lb |

LX6-6W-6WH

LX6-6W-6WH

Wind Forces at Wind Velocity Survival Rating Image



Packaging and Weights

| | |
|----------------|----------------------|
| Height, packed | 2150 mm 84.646 in |
| Width, packed | 1225 mm 48.228 in |
| Length, packed | 2070 mm 81.496 in |
| Packaging Type | Standard pack |
| Volume | 5.5 m³ 194.231 ft³ |
| Weight, gross | 186 kg 410.059 lb |
| Weight, net | 86 kg 189.597 lb |

* Footnotes

LX6-6W-6WH

| | |
|---|---|
| Operating Frequency Band | Bands correspond with CCIR recommendations or common allocations used throughout the world. Other ranges can be accommodated on special order. |
| Gain, Mid Band | For a given frequency band, gain is primarily a function of antenna size. The gain of Andrew antennas is determined by either gain by comparison or by computer integration of the measured antenna patterns. |
| Boresite Cross Polarization Discrimination (XPD) | The difference between the peak of the co-polarized main beam and the maximum cross-polarized signal over an angle twice the 3 dB beamwidth of the co-polarized main beam. |
| Front-to-Back Ratio | Denotes highest radiation relative to the main beam, at $180^\circ \pm 40^\circ$, across the band. Production antennas do not exceed rated values by more than 2 dB unless stated otherwise. |
| Return Loss | The figure that indicates the proportion of radio waves incident upon the antenna that are rejected as a ratio of those that are accepted. |
| VSWR | Maximum; is the guaranteed Peak Voltage-Standing-Wave-Ratio within the operating band. |
| Radiation Pattern Envelope Reference (RPE) | Radiation patterns define an antenna's ability to discriminate against unwanted signals. Under still dry conditions, production antennas will not have any peak exceeding the current RPE by more than 3dB, maintaining an angular accuracy of $\pm 1^\circ$ throughout |
| Wind Speed, operational | For VHLP(X), SHP(X), HX and USX antennas, the wind speed where the maximum antenna deflection is 0.3 x the 3 dB beam width of the antenna. For other antennas, it is defined as a deflection is equal to or less than 0.1 degrees. |
| Wind Speed, survival | The maximum wind speed the antenna, including mounts and radomes, where applicable, will withstand without permanent deformation. Realignment may be required. This wind speed is applicable to antenna with the specified amount of radial ice. |
| Axial Force (FA) | Maximum forces exerted on a supporting structure as a result of wind from the most critical direction for this parameter. The individual maximums specified may not occur simultaneously. All forces are referenced to the mounting pipe. |
| Side Force (FS) | Maximum side force exerted on the mounting pipe as a result of wind from the most critical direction for this parameter. The individual maximums specified may not occur simultaneously. All forces are referenced to the mounting pipe. |
| Twisting Moment (MT) | Maximum forces exerted on a supporting structure as a result of wind from the most critical direction for this parameter. The individual maximums specified may not occur simultaneously. All forces are referenced to the mounting pipe. |

LX6-6W-6WH

Packaging Type

Andrew standard packing is suitable for export. Antennas are shipped as standard in totally recyclable cardboard or wire-bound crates (dependent on product). For your convenience, Andrew offers heavy duty export packing options.