

PPLAGG8LCQPM

Propel ULL Singlemode Cabled Module, 18x8 duplex LC Propel module on End A to 1x8f MPO /UPC non-pinned on End B, 144 fiber Plenum Trunk, Method A

- This component requires 36 lanes on the Propel Panel blade
- Ultra-low loss (ULL) with Method A polarity
- End A module can be installed from rear of panel
- Serialized QR code provides easy access to factory optical test results

Product Classification

Regional Availability	Asia Australia/New Zealand EMEA Latin America North America
Portfolio	SYSTIMAX®
Product Type	Fiber cabled module
Product Brand	Propel
Product Series	PPL
Ordering Note	For lengths greater than 999 ft (304 m), orders must be in meters Maximum length is 400 meters

General Specifications

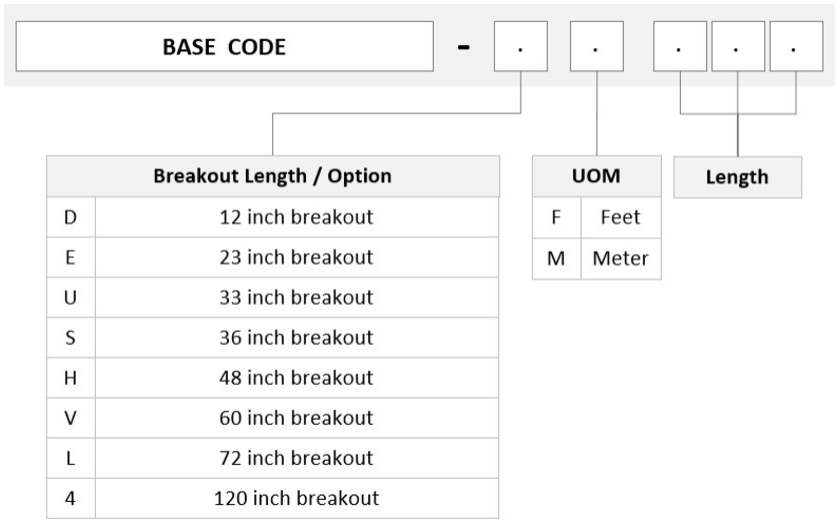
Configuration Type	PROPEL Module to MPO Connector
Cable Color	Yellow
Cable Type	Trunk Cable - Plenum
Interface, front	LC/UPC
Interface Feature, front	Duplex Shuttered
Interface Color, front	Blue
Interface, rear	MPO-08/UPC Female
Interface Feature, rear	Key up/down Unpinned
Module Size, end A	8 fiber
Module Size, end B	8 fiber
Module Quantity, end A	18
Module Quantity, end B	18
Polarity	Method A
Total Fibers, quantity	144
Total Ports, quantity, front	72

PPLAGG8LCQPM

Dimensions

Height	11 mm 0.433 in
Width	65 mm 2.559 in
Depth	170 mm 6.693 in
Breakout Length, end B	12 in 120 in 33 in 36 in 48 in 60 in 72 in
Cable Assembly Length Range (m)	1 – 400
Cable Assembly Length Range (ft)	2 – 999

Ordering Tree



Optical Specifications

Fiber Mode	Singlemode
Fiber Type	OS2
Insertion Loss, maximum	0.6 dB

Environmental Specifications

Qualification Standards	IEC 61753-1 TIA-568.3-D
Safety Standard	c-UL-us

Packaging and Weights

Packaging quantity	1
--------------------	---

PPLAGG8LCQPM


Regulatory Compliance/Certifications

Agency	Classification
CHINA-ROHS	Below maximum concentration value
REACH-SVHC	Compliant as per SVHC revision on www.commscope.com/ProductCompliance
ROHS	Compliant
UK-ROHS	Compliant



Included Products

760248109 P-144-MP-8G1-F08YL/20T	– Fiber indoor cable, Plenum MPO Trunk, 144 fiber multi-unit with 8 fiber subunits, Singlemode G. 657.A2/B2, Feet jacket marking, Yellow jacket color
-------------------------------------	---



Fiber indoor cable, Plenum MPO Trunk, 144 fiber multi-unit with 8 fiber subunits, Singlemode G.657.A2/B2, Feet jacket marking, Yellow jacket color

Product Classification

Regional Availability	Asia Australia/New Zealand Latin America Middle East /Africa North America
Portfolio	CommScope®
Product Type	Fiber indoor cable
Product Series	P-MP

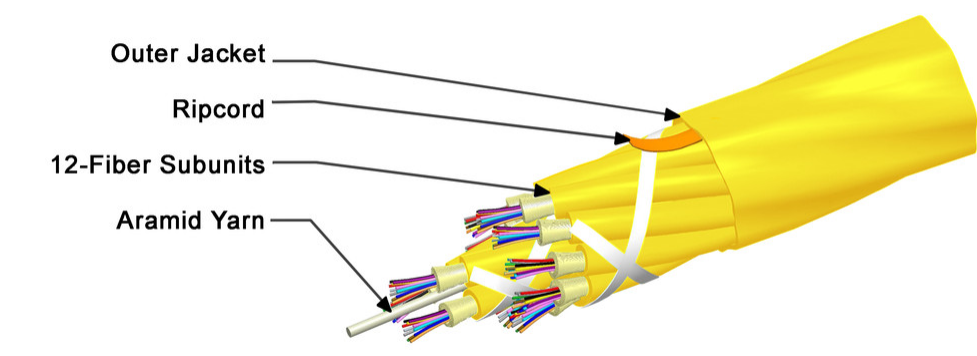
General Specifications

Cable Type	MPO trunk cable
Construction Type	Non-armored
Subunit Type	Gel-free
Jacket Color	Yellow
Jacket Marking	Feet
Subunit, quantity	18
Fibers per Subunit, quantity	8
Total Fiber Count	144

Dimensions

Buffer Tube/Subunit Diameter	2 mm 0.079 in
Diameter Over Jacket	12.4 mm 0.488 in

Representative Image



Mechanical Specifications

Minimum Bend Radius, loaded	186 mm 7.323 in
Minimum Bend Radius, unloaded	124 mm 4.882 in
Tensile Load, long term, maximum	200 N 44.962 lbf
Tensile Load, short term, maximum	667 N 149.948 lbf
Compression	10 N/mm 57.101 lb/in
Compression Test Method	FOTP-41 IEC 60794-1 E3
Flex	300 cycles
Flex Test Method	FOTP-104 IEC 60794-1 E6
Impact	0.74 N-m 6.55 in lb
Impact Test Method	FOTP-25 IEC 60794-1 E4
Strain	See long and short term tensile loads
Strain Test Method	FOTP-33 IEC 60794-1 E1
Twist	10 cycles
Twist Test Method	FOTP-85 IEC 60794-1 E7
Vertical Rise, maximum	129 m 423.228 ft

Optical Specifications

Fiber Type	G.657.A2/B2 G.657.A2/B2
------------	---------------------------

Environmental Specifications

Installation temperature	0 °C to +70 °C (+32 °F to +158 °F)
--------------------------	------------------------------------

Operating Temperature	0 °C to +70 °C (+32 °F to +158 °F)
Storage Temperature	-40 °C to +70 °C (-40 °F to +158 °F)
Cable Qualification Standards	ANSI/ICEA S-83-596 Telcordia GR-409
Environmental Space	Plenum
Flame Test Listing	NEC OFNP (ETL) and c(ETL)
Flame Test Method	NFPA 130 NFPA 262

Environmental Test Specifications

Heat Age	0 °C to +85 °C (+32 °F to +185 °F)
Heat Age Test Method	IEC 60794-1 F9
Low High Bend	0 °C to +70 °C (+32 °F to +158 °F)
Low High Bend Test Method	FOTP-37 IEC 60794-1 E11
Temperature Cycle	0 °C to +70 °C (+32 °F to +158 °F)
Temperature Cycle Test Method	FOTP-3 IEC 60794-1 F1

Packaging and Weights

Cable weight	157.9 kg/km 106.104 lb/kft
--------------	------------------------------

* Footnotes

Operating Temperature Specification applicable to non-terminated bulk fiber cable