

# RRZZ-65D-R4N43V2



8-port sector antenna, 4x 694-960, 4x 1427-2690 MHz 65° HPBW, 4x RET

- Antenna includes 2x Single Column X-Pol Arrays for 694-960MHz and 2x Single Column X-Pol Arrays for 1427-2690MHz, suitable for 4x MIMO applications
- Excellent wind loading characteristics
- All Internal RET actuators are connected in “Cascaded SRET” configuration
- Supports re-configurable antenna sharing capability enabling control of the internal RET system using up to two separate RET compatible OEM radios
- Antenna design optimized to offer high gain performances

## General Specifications

<b>Antenna Type</b>	Sector
<b>Band</b>	Multiband
<b>Grounding Type</b>	RF connector inner conductor and body grounded to reflector and mounting bracket
<b>Performance Note</b>	Outdoor usage
<b>RF Connector Interface</b>	4.3-10 Female
<b>RF Connector Location</b>	Bottom
<b>RF Connector Quantity, high band</b>	0
<b>RF Connector Quantity, mid band</b>	4
<b>RF Connector Quantity, low band</b>	4
<b>RF Connector Quantity, total</b>	8

## Remote Electrical Tilt (RET) Information


<b>RET Hardware</b>	CommRET v2
<b>RET Interface</b>	8-pin DIN Female   8-pin DIN Male
<b>RET Interface, quantity</b>	2 female   2 male
<b>Input Voltage</b>	10–30 Vdc
<b>Internal RET</b>	Low band (2)   Mid band (2)
<b>Power Consumption, active state, maximum</b>	8 W
<b>Power Consumption, idle state, maximum</b>	1 W
<b>Protocol</b>	3GPP/AISG 2.0 (Single RET)

## Dimensions

# RRZZ-65D-R4N43V2

<b>Width</b>	430 mm   16.929 in
<b>Depth</b>	197 mm   7.756 in
<b>Length</b>	2688 mm   105.827 in
<b>Net Weight, antenna only</b>	36.6 kg   80.689 lb


## Array Layout



Array ID	Frequency (MHz)	RF Connector	RET (SRET)	AISG No.	AISG RET UID
R1	694-960	1 - 2	1	AISG1	CPxxxxxxxxxxxxxxxxR1
R2	694-960	3 - 4	2	AISG1	CPxxxxxxxxxxxxxxxxR2
Y1	1427-2690	5 - 6	3	AISG1	CPxxxxxxxxxxxxxxxxY1
Y2	1427-2690	7 - 8	4	AISG1	CPxxxxxxxxxxxxxxxxY2

(Sizes of colored boxes are not true depictions of array sizes)

## Port Configuration



## Electrical Specifications

**Impedance** 50 ohm

# RRZZ-65D-R4N43V2

<b>Operating Frequency Band</b>	1427 – 2690 MHz   694 – 960 MHz
<b>Polarization</b>	±45°
<b>Total Input Power, maximum</b>	900 W @ 50 °C

## Electrical Specifications

	<b>R1,R2</b>	<b>R1,R2</b>	<b>R1,R2</b>	<b>Y1,Y2</b>	<b>Y1,Y2</b>	<b>Y1,Y2</b>	<b>Y1,Y2</b>	<b>Y1,Y2</b>
<b>Frequency Band, MHz</b>	<b>698–806</b>	<b>790–894</b>	<b>890–960</b>	<b>1427–1518</b>	<b>1695–1995</b>	<b>1920–2300</b>	<b>2300–2500</b>	<b>2490–2690</b>
<b>RF Port</b>	1-4	1-4	1-4	5-8	5-8	5-8	5-8	5-8
<b>Gain at Mid Tilt, dBi</b>	15.7	16.3	16.6	17.1	18.3	19	19.5	19.1
<b>Beamwidth, Horizontal, degrees</b>	72	60	61	68	63	59	58	64
<b>Beamwidth, Vertical, degrees</b>	7.7	6.9	6.4	7.1	5.8	5.1	4.4	4.2
<b>Beam Tilt, degrees</b>	2–12	2–12	2–12	2–12	2–12	2–12	2–12	2–12
<b>USLS (First Lobe), dB</b>	16	17	16	23	20	20	19	18
<b>Front-to-Back Ratio at 180°, dB</b>	32	30	30	34	32	34	38	36
<b>Front-to-Back Total Power at 180° ± 30°, dB</b>	22	21	21	22	29	30	31	31
<b>Isolation, Cross Polarization, dB</b>	25	25	25	25	25	25	25	25
<b>Isolation, Inter-band, dB</b>	25	25	25	25	25	25	25	25
<b>VSWR   Return loss, dB</b>	1.5 14.0	1.5 14.0	1.5 14.0	1.5 14.0	1.5 14.0	1.5 14.0	1.5 14.0	1.5 14.0
<b>PIM, 3rd Order, 2 x 20 W, dBc</b>	-153	-153	-153	-153	-153	-153	-153	-153
<b>Input Power per Port at 50°C, maximum, watts</b>	300	300	300	250	250	250	200	200

## Mechanical Specifications

<b>Wind Loading @ Velocity, frontal</b>	632.0 N @ 150 km/h (142.1 lbf @ 150 km/h)
<b>Wind Loading @ Velocity, lateral</b>	341.0 N @ 150 km/h (76.7 lbf @ 150 km/h)
<b>Wind Loading @ Velocity, maximum</b>	998.0 N @ 150 km/h (224.4 lbf @ 150 km/h)
<b>Wind Loading @ Velocity, rear</b>	408.0 N @ 150 km/h (91.7 lbf @ 150 km/h)
<b>Wind Speed, maximum</b>	241 km/h (150 mph)

## Packaging and Weights

<b>Width, packed</b>	529 mm   20.827 in
<b>Depth, packed</b>	356 mm   14.016 in

# RRZZ-65D-R4N43V2

---

**Length, packed** 2816 mm | 110.866 in

**Weight, gross** 56.4 kg | 124.341 lb

## Regulatory Compliance/Certifications

Agency	Classification
CHINA-ROHS	Below maximum concentration value
ISO 9001:2015	Designed, manufactured and/or distributed under this quality management system
REACH-SVHC	Compliant as per SVHC revision on <a href="http://www.commscope.com/ProductCompliance">www.commscope.com/ProductCompliance</a>
ROHS	Compliant
UK-ROHS	Compliant




## Included Products

- |           |   |  |
|-----------|---|--|
| BSAMNT-4  | - | Wide Profile Antenna Downtilt Mounting Kit for 2.4 - 4.5 in (60 - 115 mm) OD round members. Kit contains one scissor top bracket set and one bottom bracket set. |
| BSAMNT-M4 | - | Middle Downtilt Mounting Kit for Long Antennas for 2.4 - 4.5 in (60 - 115 mm) OD round members. Kit contains one scissor bracket set.                            |

## \* Footnotes

**Performance Note** Severe environmental conditions may degrade optimum performance

# BSAMNT-4



Wide Profile Antenna Downtilt Mounting Kit for 2.4 - 4.5 in (60 - 115 mm) OD round members. Kit contains one scissor top bracket set and one bottom bracket set.

## Product Classification

**Product Type** Downtilt mounting kit

## General Specifications

**Application** Outdoor

**Color** Silver

## Dimensions

**Compatible Diameter, maximum** 115 mm | 4.528 in

**Compatible Diameter, minimum** 60 mm | 2.362 in

**Weight, net** 6.5 kg | 14.33 lb

## Material Specifications

**Material Type** Galvanized steel

## Packaging and Weights

**Included** Brackets | Hardware

**Packaging quantity** 1

## Regulatory Compliance/Certifications

Agency	Classification
CHINA-ROHS	Below maximum concentration value
ISO 9001:2015	Designed, manufactured and/or distributed under this quality management system
REACH-SVHC	Compliant as per SVHC revision on <a href="http://www.andrew.com/ProductCompliance">www.andrew.com/ProductCompliance</a>
ROHS	Compliant
UK-ROHS	Compliant



# BSAMNT-M4



Middle Downtilt Mounting Kit for Long Antennas for 2.4 - 4.5 in (60 - 115 mm) OD round members. Kit contains one scissor bracket set.

## Product Classification

**Product Type** Downtilt mounting kit

## General Specifications

**Application** Outdoor

**Color** Silver

## Dimensions

**Compatible Diameter, maximum** 115 mm | 4.528 in

**Compatible Diameter, minimum** 60 mm | 2.362 in

**Weight, net** 4.6 kg | 10.141 lb

## Material Specifications

**Material Type** Galvanized steel

## Packaging and Weights

**Included** Brackets | Hardware

**Packaging quantity** 1

## Regulatory Compliance/Certifications

Agency	Classification
CHINA-ROHS	Below maximum concentration value
ISO 9001:2015	Designed, manufactured and/or distributed under this quality management system
REACH-SVHC	Compliant as per SVHC revision on <a href="http://www.andrew.com/ProductCompliance">www.andrew.com/ProductCompliance</a>
ROHS	Compliant
UK-ROHS	Compliant

