

Fiber Universal Service Drop Cable, dielectric, with 900um Buffer, 1-fiber, Singlemode G.657.A2/B2,Gel-free

- \*Product complies with the Build America, Buy America Act (BABAA) requirements of the Infrastructure Investment and Jobs Act of 2021 (Pub. L. 117- 58, §§ 70901-70953), or is the subject of a waiver approved by the Secretary of Commerce or designee. Compliance requirements and waiver applicability vary based on government funding program. Check the laws and regulations for your specific program.

## Product Classification

Regional Availability	Asia   Australia/New Zealand   EMEA   Latin America   North America
Portfolio	CommScope®
Product Type	Fiber drop cable
Product Series	O-DF
Government Requirements	Build America Buy America (BABA) compliant*

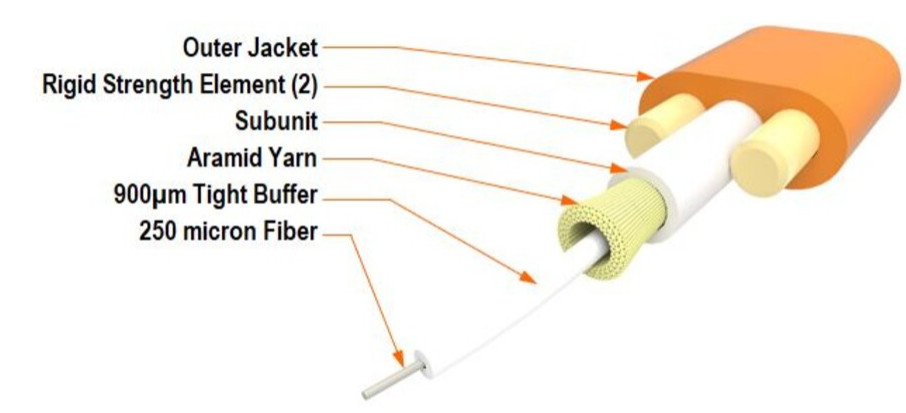
## General Specifications

Cable Type	Drop
Construction Type	Non-armored
Subunit Type	Gel-free
Jacket Color	Orange
Jacket Marking	Feet
Location of Manufacturing	Catawba, North Carolina
Subunit, quantity	1
Fibers per Subunit, quantity	1
Total Fiber Count	1

## Dimensions

Height Over Jacket	4.6 mm   0.181 in
Buffer Tube/Subunit Diameter	2.9 mm   0.114 in
Diameter Over Jacket	8 mm   0.315 in

## Representative Image



Material Specifications

Jacket Material

PE

Mechanical Specifications

Minimum Bend Radius, loaded	92 mm   3.622 in
Minimum Bend Radius, unloaded	64 mm   2.52 in
Tensile Load, long term, maximum	400 N   89.924 lbf
Tensile Load, short term, maximum	1334 N   299.895 lbf
Compression	22 N/mm   125.623 lb/in
Compression Test Method	FOTP-41   IEC 60794-1 E3
Flex	25 cycles
Flex Test Method	FOTP-104   IEC 60794-1 E6
Impact	2.94 N-m   26.021 in lb
Impact Test Method	FOTP-25   IEC 60794-1 E4
Strain	See long and short term tensile loads
Strain Test Method	FOTP-33   IEC 60794-1 E1
Twist	10 cycles
Twist Test Method	FOTP-85   IEC 60794-1 E7
Vertical Rise, maximum	1187 m   3,894.357 ft

Optical Specifications

Fiber TypeG.657.A2/B2 | G.657.A2/B2

Environmental Specifications

Installation temperature	-30 °C to +60 °C (-22 °F to +140 °F)
Operating Temperature	-40 °C to +70 °C (-40 °F to +158 °F)
Storage Temperature	-40 °C to +75 °C (-40 °F to +167 °F)
Cable Qualification Standards	ANSI/ICEA S-110-717   Telcordia GR-20
Environmental Space	Aerial, self-support   Buried
Jacket UV Resistance	UV stabilized
Water Penetration	24 h
Water Penetration Test Method	FOTP-82   IEC 60794-1 F5

Environmental Test Specifications

Cable Freeze	-2 °C   28.4 °F
Cable Freeze Test Method	FOTP-98   IEC 60794-1 F15
Drip	70 °C   158 °F
Drip Test Method	FOTP-81   IEC 60794-1 E14
Heat Age	-40 °C to +85 °C (-40 °F to +185 °F)
Heat Age Test Method	IEC 60794-1 F9
Low High Bend	-30 °C to +60 °C (-22 °F to +140 °F)
Low High Bend Test Method	FOTP-37   IEC 60794-1 E11
Temperature Cycle	-40 °C to +70 °C (-40 °F to +158 °F)
Temperature Cycle Test Method	FOTP-3   IEC 60794-1 F1

Packaging and Weights

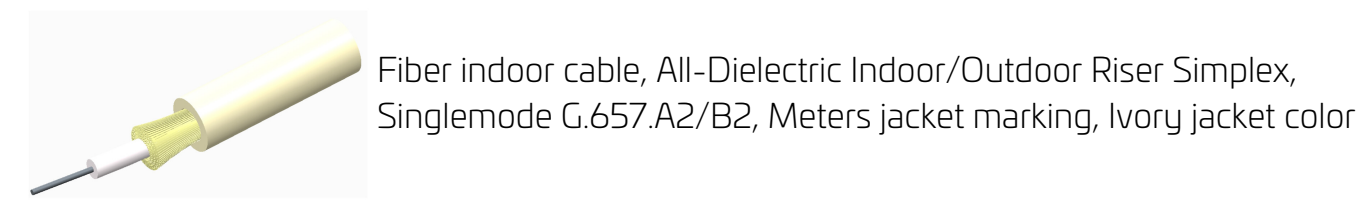
Cable weight	34.4 kg/km   23.116 lb/kft
--------------	----------------------------

Included Products

900003131	–	Fiber indoor cable, All-Dielectric Indoor/Outdoor Riser Simplex, Singlemode G.657.A2/B2,
R-001-SP-8G1-F29IV/WB		Meters jacket marking, Ivory jacket color
CS-8G-TB	–	Enhanced Low Macrobending, Zero Water Peak, Dispersion-Unshifted Singlemode Fiber (ITU-T G.657.A2, B2)

\* Footnotes

**Operating Temperature** Specification applicable to non-terminated bulk fiber cable



## Product Classification

Regional Availability	Asia   Australia/New Zealand   Latin America   Middle East/Africa   North America
Portfolio	CommScope®
Product Type	Fiber indoor cable
Product Series	R-SP

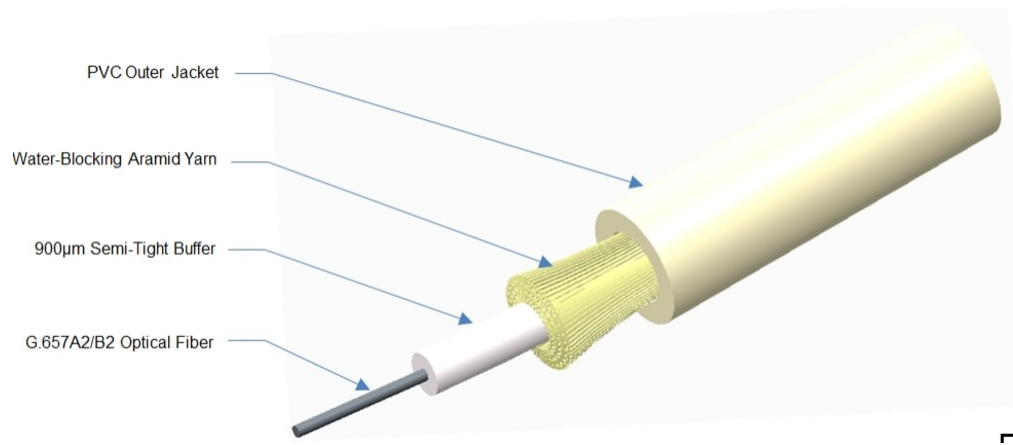
## General Specifications

Cable Type	Cordage
Construction Type	Non-armored
Subunit Type	Gel-free
Jacket Color	Ivory
Jacket Marking	Feet
Total Fiber Count	1

## Dimensions

Diameter Over Jacket	2.9 mm   0.114 in
----------------------	-------------------

## Representative Image



## Mechanical Specifications

<b>Minimum Bend Radius, loaded</b>	50 mm   1.969 in
<b>Minimum Bend Radius, unloaded</b>	30 mm   1.181 in
<b>Tensile Load, long term, maximum</b>	30 N   6.744 lbf
<b>Tensile Load, short term, maximum</b>	100 N   22.481 lbf
<b>Compression</b>	22 N/mm   125.623 lb/in
<b>Compression Test Method</b>	FOTP-41   IEC 60794-1 E3
<b>Flex</b>	300 cycles
<b>Flex Test Method</b>	FOTP-104   IEC 60794-1 E6
<b>Impact</b>	0.74 N-m   6.55 in lb
<b>Impact Test Method</b>	FOTP-25   IEC 60794-1 E4
<b>Strain</b>	See long and short term tensile loads
<b>Strain Test Method</b>	FOTP-33   IEC 60794-1 E1
<b>Twist</b>	10 cycles
<b>Twist Test Method</b>	FOTP-85   IEC 60794-1 E7
<b>Vertical Rise, maximum</b>	334 m   1,095.801 ft

## Optical Specifications

<b>Fiber Type</b>	G.657.A2/B2   G.657.A2/B2
-------------------	---------------------------

## Environmental Specifications

<b>Installation temperature</b>	-20 °C to +60 °C (-4 °F to +140 °F)
<b>Operating Temperature</b>	-40 °C to +70 °C (-40 °F to +158 °F)
<b>Storage Temperature</b>	-40 °C to +75 °C (-40 °F to +167 °F)
<b>Cable Qualification Standards</b>	ANSI/ICEA S-104-696   Telcordia GR-409
<b>Environmental Space</b>	Riser
<b>Flame Test Listing</b>	NEC OFNR (ETL) and c(ETL)
<b>Flame Test Method</b>	CSA FT4   UL 1666
<b>Jacket UV Resistance</b>	UV stabilized
<b>Water Penetration</b>	24 h
<b>Water Penetration Test Method</b>	FOTP-82   IEC 60794-1 F5

### Environmental Test Specifications

Cable Freeze	-2 °C   28.4 °F
Cable Freeze Test Method	FOTP-98   IEC 60794-1 F15
Heat Age	-40 °C to +85 °C (-40 °F to +185 °F)
Heat Age Test Method	IEC 60794-1 F9
Low High Bend	-30 °C to +60 °C (-22 °F to +140 °F)
Low High Bend Test Method	FOTP-37   IEC 60794-1 E11
Temperature Cycle	-40 °C to +70 °C (-40 °F to +158 °F)
Temperature Cycle Test Method	FOTP-3   IEC 60794-1 F1

### Packaging and Weights

Cable weight	7.9 kg/km   5.309 lb/kft
--------------	--------------------------

### Regulatory Compliance/Certifications

Agency	Classification
ISO 9001:2015	Designed, manufactured and/or distributed under this quality management system

### \* Footnotes

**Operating Temperature** Specification applicable to non-terminated bulk fiber cable

# CS-8G-TB

Enhanced Low Macrobending, Zero Water Peak, Dispersion-Unshifted Singlemode Fiber (ITU-T G. 657.A2, B2)

## Product Classification

Portfolio	CommScope®
Product Type	Optical fiber

## General Specifications

Cladding Diameter	125 µm
Cladding Diameter Tolerance	±0.7 µm
Cladding Non-Circularity, maximum	0.7 %
Coating Diameter (Colored)	249 µm
Coating Diameter (Uncolored)	242 µm
Coating Diameter Tolerance (Colored)	±13 µm
Coating Diameter Tolerance (Uncolored)	±5 µm
Coating/Cladding Concentricity Error, maximum	12 µm
Core/Clad Offset, maximum	0.5 µm
Proof Test	689.476 N/mm²   100000 psi

## Dimensions

Fiber Curl, minimum	4 m   13.123 ft
---------------------	-----------------

## Mechanical Specifications

Macrobending, 15 mm Ø mandrel, 1 turn	0.50 dB @ 1,550 nm   1.00 dB @ 1,625 nm
Macrobending, 20 mm Ø mandrel, 1 turn	0.10 dB @ 1,550 nm   0.20 dB @ 1,625 nm
Macrobending, 30 mm Ø mandrel, 10 turns	0.03 dB @ 1,550 nm   0.10 dB @ 1,625 nm
Coating Strip Force, maximum	8.9 N   2.001 lbf
Coating Strip Force, minimum	1.3 N   0.292 lbf
Dynamic Fatigue Parameter, minimum	20

## Optical Specifications

Cabled Cutoff Wavelength, maximum	1260 nm
Point Defects, maximum	0.1 dB

# CS-8G-TB

Zero Dispersion Slope, maximum	0.092 ps/[km-nm-nm]
Zero Dispersion Wavelength, maximum	1324 nm
Zero Dispersion Wavelength, minimum	1302 nm
Optical Specifications, Wavelength Specific	
Attenuation, maximum	0.50 dB/km @ 1,310 nm   0.50 dB/km @ 1,385 nm   0.50 dB/km @ 1,550 nm
Dispersion, maximum	18 ps(nm-km) at 1550 nm   3.5 ps(nm-km) from 1285 nm to 1330 nm at 1310 nm
Index of Refraction	1.467 @ 1,310 nm   1.467 @ 1,385 nm   1.468 @ 1,550 nm
Mode Field Diameter	8.6 µm @ 1,310 nm   9.8 µm @ 1,550 nm
Mode Field Diameter Tolerance	±0.4 µm @ 1310 nm   ±0.5 µm @ 1550 nm
Polarization Mode Dispersion Link Design Value, maximum	0.06 ps/sqrt(km)
Standards Compliance	ITU-T G.657.A2   ITU-T G.657.B2

## Environmental Specifications

Heat Aging, maximum	0.05 dB/km @ 85 °C
Temperature Dependence, maximum	0.05 dB/km
Temperature Humidity Cycling, maximum	0.05 dB/km
Water Immersion, maximum	0.05 dB/km @ 23 °C

## Regulatory Compliance/Certifications

Agency	Classification
ISO 9001:2015	Designed, manufactured and/or distributed under this quality management system

## \* Footnotes

Temperature Dependence, maximum	Temperature dependence is conducted at -60 °C to +85 °C (-76 °F to +185 °F)
Temperature Humidity Cycling, maximum	Temperature humidity cycling is conducted at -10 °C to +85 °C (+14 °F to +185 °F) up to 95% relative humidity