


RV-65C-R2VB



4-port sector antenna, 2x 694–960 and 2x 1695–2690 MHz, 65°HPBW, 2x RET

- All Internal RET actuators are connected in “Cascaded SRET” configuration
- Uses the 4.3-10 connector which is 40 percent smaller than the 7-16 DIN connector

General Specifications

Antenna Type	Sector
Band	Multiband
Color	Light Gray (RAL 7035)
Grounding Type	RF connector inner conductor and body grounded to reflector and mounting bracket
Performance Note	Outdoor usage
Radome Material	Fiberglass, UV resistant
Radiator Material	Aluminum
Reflector Material	Aluminum
RF Connector Interface	4.3-10 Female
RF Connector Location	Bottom
RF Connector Quantity, high band	0
RF Connector Quantity, mid band	2
RF Connector Quantity, low band	2
RF Connector Quantity, total	4

Remote Electrical Tilt (RET) Information


RET Hardware	CommRET v2
RET Interface	8-pin DIN Female 8-pin DIN Male
RET Interface, quantity	1 female 1 male
Input Voltage	10–30 Vdc
Internal RET	Low band (1) Mid band (1)
Power Consumption, active state, maximum	10 W
Power Consumption, idle state, maximum	2 W
Protocol	3GPP/AISG 2.0 (Single RET)

RV-65C-R2VB

Dimensions

Width	277 mm 10.906 in
Depth	167 mm 6.575 in
Length	2497 mm 98.307 in
Net Weight, antenna only	18.4 kg 40.565 lb

Array Layout




Array ID	Frequency (MHz)	RF Connector	HPBW	RET (SRET)	AISG No.	AISG RET UID
R1	694-960	1 - 2	65°	1	AISG1	CPxxxxxxxxxxxxR1
Y1	1695-2690	3 - 4	65°	2	AISG1	CPxxxxxxxxxxxxY1

(Sizes of colored boxes are not true depictions of array sizes)

Port Configuration

RV-65C-R2VB



Electrical Specifications

Impedance	50 ohm
Operating Frequency Band	1695 – 2690 MHz 694 – 960 MHz
Polarization	±45°
Total Input Power, maximum	500 W

Electrical Specifications

	R1	R1	R1	Y1	Y1	Y1	Y1
Frequency Band, MHz	698–806	790–894	890–960	1695–1995	1920–2300	2300–2500	2490–2690
RF Port	1,2	1,2	1,2	3,4	3,4	3,4	3,4
Gain, dBi	16.1	16.5	16.6	17.5	17.8	18.2	18.5
Beamwidth, Horizontal, degrees	70	66	63	63	64	64	60
Beamwidth, Vertical, degrees	8.7	7.8	7.3	6.5	5.8	5	4.7
Beam Tilt, degrees	2–12	2–12	2–12	2–12	2–12	2–12	2–12
USLS (First Lobe), dB	19	19	20	17	17	19	20
Front-to-Back Ratio, Copolarization 180° ± 30°, dB	28	29	28	27	29	30	28

RV-65C-R2VB

Isolation, Cross Polarization, dB	28	28	28	28	28	28	28
Isolation, Inter-band, dB	28	28	28	28	28	28	28
VSWR Return loss, dB	1.5 14.0	1.5 14.0	1.5 14.0	1.5 14.0	1.5 14.0	1.5 14.0	1.5 14.0
PIM, 3rd Order, 2 x 20 W, dBc	-153	-153	-153	-153	-153	-153	-153
Input Power per Port, maximum, watts	300	300	300	200	200	200	200

Mechanical Specifications

Wind Loading @ Velocity, frontal	345.0 N @ 150 km/h (77.6 lbf @ 150 km/h)
Wind Loading @ Velocity, lateral	519.0 N @ 150 km/h (116.7 lbf @ 150 km/h)
Wind Loading @ Velocity, rear	690.0 N @ 150 km/h (155.1 lbf @ 150 km/h)
Wind Speed, maximum	200 km/h (124 mph)

Packaging and Weights

Width, packed	372 mm 14.646 in
Depth, packed	277 mm 10.906 in
Length, packed	2697 mm 106.181 in
Weight, gross	28.3 kg 62.391 lb

Regulatory Compliance/Certifications

Agency	Classification
ISO 9001:2015	Designed, manufactured and/or distributed under this quality management system
UK-ROHS	Compliant


Included Products

BSAMNT-B95-04	-	Wide Profile Antenna Downtilt Mounting Kit for 2.4 - 4.5 in (60 - 115 mm) OD round members. Kit contains one scissor top bracket set and one bottom bracket set.
---------------	---	--

* Footnotes

Performance Note	Severe environmental conditions may degrade optimum performance
-------------------------	---

BSAMNT-B95-04



Wide Profile Antenna Downtilt Mounting Kit for 2.4 - 4.5 in (60 - 115 mm) OD round members. Kit contains one scissor top bracket set and one bottom bracket set.

Product Classification

Product Type Downtilt mounting kit

General Specifications

Application Outdoor

Color Silver

Dimensions

Compatible Diameter, maximum 115 mm | 4.528 in

Compatible Diameter, minimum 60 mm | 2.362 in

Weight, net 4.5 kg | 9.921 lb

Material Specifications

Material Type Galvanized steel

Packaging and Weights

Included Brackets | Hardware

Packaging quantity 2

Regulatory Compliance/Certifications

Agency

CE Compliant with the relevant CE product directives
ISO 9001:2015 Designed, manufactured and/or distributed under this quality management system

Classification

